




Annual Budgets for the Fiscal Year Ending June 30, 2022



Photo Courtesy of the Port of Nome

Adopted on June 14, 2021
Prepared by Finance Department

P.O. Box 281, Nome, Alaska 99762
www.nomealaska.org




City of Nome, Alaska

2022 Budgets

Table of Contents

List of Officials	5
Organizational Chart	6
City of Nome Fact Sheet	7
Budget Process, Budget Calendar, and Fund Types	10
General Fund Overview	15
General Fund by Fiscal Year Budget Chart	16
General Fund Budget Revenue Overview	17
Sales and Hotel/Motel Tax vs Property Tax Chart	18
General Fund Budget Expenditure Overview	19
General Fund Projected Expenditure by Department	20
Contributions to Nome Public Schools Chart	21
Resolution Setting the City of Nome Mill Rate for 2021	22
Resolution Setting the City of Nome Contribution for NPS FY 2022 Budget	23
Ordinance Approving the FY 2022 General Fund Budget	25
General Fund Revenue	27
General Fund Expenditure	
Legislative Department	31
Administration and Finance Department	32
Information Technology Department	34
City Clerk Department	35




City of Nome, Alaska

2022 Budgets

Table of Contents

Planning and Engineering	36
Nome Police Department	37
Animal Control Department	39
Emergency Services (Fire & Amb) Department	40
Public Works – Building Maintenance Department	42
Old St. Joseph’s	43
Mini Convention Center	44
Public Works Building	45
Senior Citizen’s Building	46
Public Works - Landfills	47
Belmont Cemetery	48
Parks/Playgrounds	49
Public Works – Road Maintenance Department	50
Nome Recreation Center	52
Nome Swimming Pool	54
Carrie M. McLain Memorial Museum	55
Kegoayah Kozga Library	57
Nome Visitors Center	59
Non-Departmental	60
School Debt Service Fund Budget Ordinance	62
School Debt Service	63
Special Revenue Fund Budget Ordinance	66
Special Revenue Fund	67



City of Nome, Alaska

2022 Budgets

Table of Contents

Capital Projects Fund Budget Ordinance	71
Capital Projects Fund	72
Construction Capital Projects Fund Budget Ordinance	74
Construction Capital Projects Fund	75
Port of Nome Fund Budget Ordinance	77
Port of Nome Fund Revenue	78
Port of Nome Fund Expenditure	
Causeway Facility	80
CPV Operating & Maintenance	
Harbor Facility	83
Cape Nome Quarry	84
Industrial Park Facility	85
Port Administration Office	86
Port of Nome Capital Projects Fund Budget Ordinance	89
Port of Nome Capital Projects Fund	90
Budget Glossary	92
Components of Fund Balance	96



City of Nome Officials and Personnel

Nome Common Council

John Handeland (Mayor)
Jerald Brown
Doug Johnson
Adam Martinson
Mark Johnson
Jennifer Reader
Meghan Topkok

Nome Planning Commission

Kenneth Hughes, Chair
Sara Lizak
Greg Smith
Carol Piscoya
John Odden
Mathew Michels
Colleen Deighton

Nome Museum/Library Commission

Jake Kenick, Chair
Lucas Sawyer
Katherine Scott
Charlie Lean
Dave McDowell
Howard Farley Sr.
Dan Ward
John Handeland

Nome School Board

Sandy Martinson, President
Barb Amarak
Jill Peters
Nancy Mendenhall
Darlene Trigg

Nome Port Commission

Jim West, Jr. (Chair)
Derek McLarty
Gay Sheffield
Russ Rowe
Scot Henderson
Charlie Lean
Shane Smitthisler

Nome Public Safety Advisory Commission


Justin Noffske
Jana Hoggan
Traci McGarry
Andy Miller, Jr.
Carol Piscoya
Shauntel Bruner-Alvanna
Briday Green

Nome Joint Utility Board

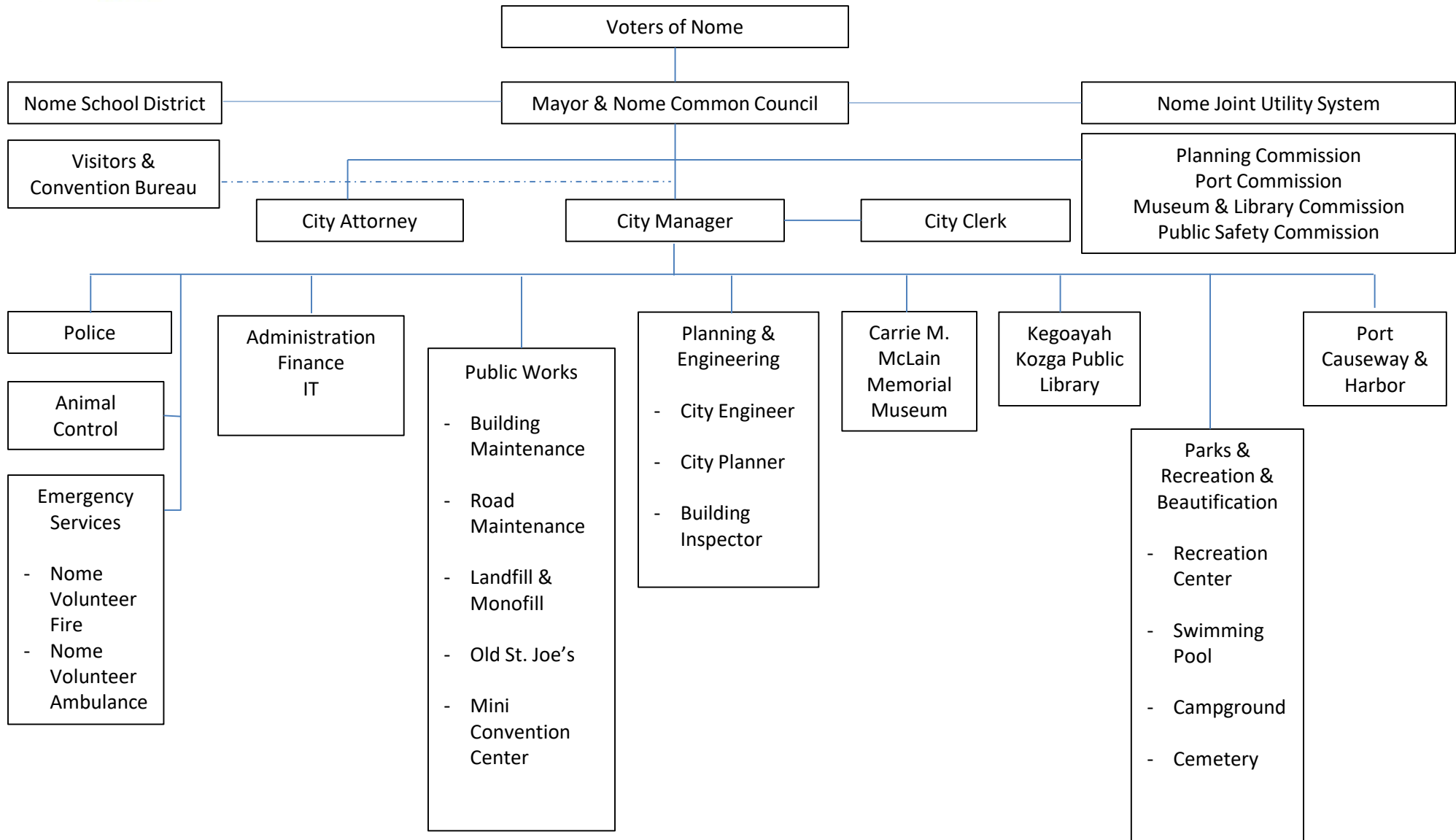
Carl Emmons, Chair
Pat Knodel
Larry Pederson
David Barron
Derek McLarty

Nome Personnel

W. Glenn Steckman, City Manager
Chip Leeper, Parks & Recreation Director
Bryant Hammond, City Clerk
Nickie Crowe, Finance Director
Mike Heintzelman, Chief of Police
Marguerite LaRiviere, Library Director
Joy Baker, Port Director
Wade "Gray" Harrison, IT
Joe Horton, Public Works Supervisor
Amy Phillips-Chan, Museum Director
John Brees, City Engineer (Contract)
Brooks, Chandler, City Attorney (Contract)
John K. Handeland, Utility Manager
Ken Morton, Assistant Utility Manager
Jamie Burgess, Superintendent of Schools



City of Nome Departments & Divisions





City of Nome Fact Sheet

History

One of the oldest towns in Alaska, Nome was established on the gold-rich sands of the Bering Sea. The City of Nome was formed in 1901. By 1902 the more easily reached claims were exhausted and large mining companies with better equipment took over the mining operations. Since the first strike on tiny Anvil Creek, Nome's gold fields have yielded \$136 million. The gradual depletion of gold, a major influenza epidemic in 1918, the Great Depression, and World War II each influenced Nome's population. A disastrous fire in 1934 destroyed most of the city.

The City of Nome is located in Northwest Alaska on the southern coast of the Seward Peninsula. The Seward Peninsula is the westernmost point of the North America mainland. Nome lies along the Bering Sea facing Norton Sound. The Bering Strait region encompasses about 24,000 square miles of land and another 50,000 square miles of water. The City of Nome includes 12.5 square miles of land and 9.1 square miles of water.

Government


The City of Nome is a first class city, incorporated in 1901, within an unorganized borough. The City has a council/manager form of government, with an elected mayor and six council members. The City Manager is hired by the Council to run the city organization which include the following departments:

- Administration & Finance
- City Clerk
- Police
- Animal Control

- Planning & Engineering
- Information Technology
- Kegoayah Kozga Library
- Carrie M. McLain Memorial Museum
- Public Works – Building Maintenance, Road Maintenance, Landfill/Monofill
- Nome Volunteer Ambulance
- Nome Volunteer Fire
- Parks and Recreation & Beautification (Recreation Center, Swimming Pool & Cemetery)
- Port and Harbor

Members to the Planning Commission, Port Commission, Museum and Library Commission, and Public Safety Commission are nominated by the Mayor and confirmed by the Nome Common Council. The Nome Common Council also appoints the City Attorney and City Clerk, and confirms the appointment of the Chief of Police.

The citizens of Nome elect the Nome School District Board and the Nome Joint Utility System (NJUS) Board of Directors. Although these bodies are component units of the City and act independently from the City, the Nome Common Council approves their budgets.



City of Nome

Fact Sheet – Cont'd

NJUS provides water, sewer, trash disposal and electrical service to the Nome area. NJUS expands infrastructure as needs arise. The water source is the Moonlight Springs aquifer, which is classified as a ground water source. Water to the community is provided by three artesian wells located north of the Nome--Beltz High School at the base of Anvil Mountain. These wells are capable of adequately supplying Nome's year-round water needs.

Tax rates in Nome

There is no state income tax or state sales tax in Alaska. The sales tax in Nome is 5% from September through April and 7% from May to August. This year, there is a 2% sales tax holiday from July 2021 through August 2021. The 2021 property tax rate in Nome totals 12 mills. This translates to a tax levy of \$1,000 for every \$100,000 in assessed valuation. Senior citizens (age 65 and older) and disabled veterans benefit from an exemption on the first \$150,000 of assessed value.

Economy

Nome is the supply, service and transportation center of the Bering Strait region. Government services provide the majority of employment. In 2009, 42 residents held commercial fishing permits. Retail services, transportation, mining, medical, and other businesses provide year-round income.

Transportation


Nome serves as the regional center of transportation for surrounding villages. Access into Nome is provided by airplane or by boat. Once in Nome, over 230 miles of roads connect to Teller, Council, and the Kougarok River. The Nome-Teller Road (Bob Blodgett Highway) is 72 miles to the west of Nome. The Nome-Council Road passes through Solomon and finishes 73 miles east of Nome at Council. The Nome-Taylor Road stops beyond the Kougarok River 84 miles north of Nome.

Port of Nome

Gold mining is still on of the active industries in Nome along with government services, road construction/repairs and carpentry building. The Port of Nome is the only coastal hub port for protected vessel moorage, refuel, resupply and shipping throughout the region.

The U.S. Army Corps of Engineers completed the Nome Harbor Improvements Project in the summer of 2006, adding a 3,025 ft. breakwater east of the existing Causeway and a 270 ft. spur on the end of the Causeway, making a total of 2,982 feet. The Causeway hosts three 200-foot Open Cell Sheet Pile (OCSP®) docks within an outer harbor basin dredged to -22.5 feet MLLW.

The City Dock (south) is equipped with marine headers to handle the community's bulk cargo and fuel deliveries. The West Gold Dock (north) facilitates the export of the majority of the region's rock, gravel and sand materials. The Middle Dock (center) hosts a 10% concrete ramp resting at +6 feet MLLW for transfer of rolling stock.



City of Nome

Fact Sheet – Cont'd


The outer harbor entrance is approximately 500 feet in width (at 0 MLLW) and serves as access into both the Outer Harbor Causeway docks and the Snake River entrance into the Inner Harbor. Buoys outline the navigable channel from the outer harbor basin into the inner harbor.

The Small Boat Harbor has a depth of -10 feet (MLLW) and offers protected moorage on the east side of the Inner Harbor for fishing and gold mining dredges alongside 2 floating docks. Larger mining barges share two sheet pile docks with barges and landing crafts that transship fuel, cargo, equipment and gravel to the region.

There are two loading ramps along the west side of the inner harbor, just west of the Snake River entrance. One is a 60-foot wide concrete launch ramp that doubles for vessel haul outs and overflow cargo transfers. The other consists of one open cell sheet pile structure (OCSP®) with a 32-foot wide concrete ramp, elevated 8 feet above the water line at an 8% slope. Both of these ramps serve to provide the bulk cargo carriers with a suitable location near the Causeway to trans-load freight and heavy equipment to landing crafts and barges for coastal delivery. There is approximately 2 acres of uplands laydown space adjacent to these ramps for storage of containers, vessels and equipment. An additional 23 acres of occupied uplands storage exists within proximity to this trans-loading area, with another 25 currently being developed.

Compliments of the State of Alaska and City of Nome, the Port of Nome is a staging point for an Emergency Towing System (ETS) for use in the region. The ETS is stocked with emergency towing gear that can be deployed via helicopter, or from the stern of a tugboat, and used to aid in response to vessel in distress. Access to the ETS must be coordinated through the USCG and ADEC.

The U.S. Army Corps of Engineers (COE) completed the Port of Nome, Alaska Modifications Feasibility Study in April 2020, which was then approved through the authorized signature of the Chief's Report. The study/report was then authorized by Congress within the Water Resources Development Act 2020, with an estimated cost of \$491M, plus \$127M in local service facilities. In partnership with the City of Nome, the COE has developed a feasible engineering solution that will provide safe, reliable and efficient navigation improvements to support the region. The project has now moved into the design phase, with an estimated completion date of Feb 2023, bidding in Sept 2023, and a 3-4 year construction timeline.




City of Nome Budget Process

Budget Preparation

The City of Nome operates under a fiscal year that begins on July 1st and ends June 30th. The budget process is the primary mechanism by which key decisions are made regarding the types and levels of service to be provided by the City given the anticipated amount of available resources.

- The budget process begins in late January or early February of each year and is a three-to-four-month process, which begins with the Finance department distribution of budget work sheets to each department.
- Department directors develop expenditure requests for the next fiscal year.
- The departmental budgets are received by the Finance department and entered into the computerized budgeting system. This information is shown in the budget document on the department budget pages in the "Proposed Budget" column.
- During the month of March/April, the City Manager, along with the Finance Director and the appropriate department head, meet and discuss each department's budget and goals/accomplishments.
- During the months of April and May, the City Manager and Finance Director review all departmental budget requests to recommend a balanced budget.
- At least 30 days prior to the start of the new fiscal year, the City Manager submits to the Nome Common Council a proposed budget for the General Fund, Debt Service Fund, Special Revenue Fund, Capital Projects Fund, Construction Capital Project Fund, Port of Nome Fund and Port Capital Projects Fund.
- A series of work sessions and public meetings with the Nome Common Council are held to review and finalize the City Manager's recommended budgets.
- The school appropriation has to be set by the Nome Common Council by May 31st and the mill rate has to be set before June 15th of each year.
- The Nome Common Council makes the final adjustments to the budgets, and the final budget amounts appear in the "Approved Budget" column of the final budget documents.
- The annual budgets are formally adopted by the Nome Common Council before July 1st.



City of Nome

FY 2022 Budget Calendar

Date	Description
January 25	Distribute FY 2022 Budget Calendar to Nome Common Council
February 12	Budget instructions and worksheets are distributed by Finance Director to Department Heads
February 12	Administration distributes Goals & Accomplishments templates to Department Heads
February 12	Request for Staffing/Personnel templates are distributed by Payroll to Department Heads
February 22	Nome Common Council work session to discuss budget priorities for FY 2022
March 3	Department Heads submit completed staffing/personnel requests to Payroll
March 3	Department Heads submit completed budget worksheets to Finance and Goals & Accomplishments to City Manager's Office
March 15	Notice of Assessment sent by City Clerk to Real and Personal Property Owners
Mar 30-Apr 2	School Administration meets with City Manager and Finance Director on final draft FY 2022 Budget
Mar 30-Apr 2	Department Heads meet with City Manager and Finance Director on draft Goals & Accomplishments and preliminary FY 2022 Budget
April 12	Nome Common Council joint work session with Nome Public Schools Board to discuss NPS draft FY2022 budget
April 26	Nome Common Council Work Session #2 on FY 2022 City Budgets



City of Nome

FY 2022 Budget Calendar – Cont'd

Date	Description
April 29	Nome Common Council Work Session #3 on FY 2022 City Budgets
May 1	Nome Public School Board shall submit the school budget to the City Council for approval – last day to request for appropriation (NCO 2.25.070)
May 5-7	Board of Equalization
May 10	Nome Common Council Work Session #4 on FY 2022 City Budgets
May 17	Nome Common Council Work Session #5 on FY 2022 City Budgets
May 20	Administration/Finance Department submits proposed FY 2022 Budgets for 1 st reading
May 21	Final day for Department Heads to submit Purchase Orders for FY 2021
May 25	Rescheduled Council Regular Meeting – 1 st Reading of FY 2022 City Budgets
May 25	School appropriation set by Nome Common Council (NCO 2.25.070) “By May 31 st , the city council shall appropriate the amount to be made available...”
June 14	Nome Common Council Regular Meeting – 2 nd reading of FY 2022 Budgets
June 14	Mill rate set by Nome Common Council per AS 29.45.20 (b) “A municipality shall annually determine the rate of levy before June 15”
June 15	Tax bills sent
July 1	Budget implementation and monitoring



City of Nome Budget Structure

The City of Nome Budget consists of Revenue and Expenditures grouped in Funds.

A Fund is a fiscal and accounting entity where revenues and expenditures are recorded and segregated to carry on specific activities or attain certain objectives. The City of Nome uses nine Funds in its accounting system and adopts a budget for seven of its nine Funds.

General Fund

The General Fund is established to account for the revenues and expenditures necessary to carry out basic governmental activities of the City such as administration, public safety, fire and ambulance services, library, museum and recreation. Appropriations are made from the fund annually. Revenues are recorded by sources, for example, property and sales taxes, permits, licenses and fees, etc. General Fund expenditures are made for the current day-to-day operating expenses and capital expenditures such as building improvements and the purchase of equipment. Expenditures are accounted for by the individual departments.

School Debt Service Fund


The School Debt Service Fund is established to account for and report the financial resources that are restricted, committed, or assigned to expenditures for principal and interest payments.

Special Revenue Fund

The Special Revenue Fund is established to finance particular activities and is created out of designated revenues that are legally restricted or committed to expenditure for specific purposes.

Capital Projects Fund

The Capital Projects Fund is established to account for the financial resources, which are limited to expenditures for capital outlays, expended to acquire or construct major capital assets of a relative permanent nature. Such financial resources include grants, contributions and operating transfers from other funds.



City of Nome Budget Structure

Construction Capital Projects Fund

The Construction Capital Projects Fund/School Renovation and Repairs Fund is established to account for the financial resources, which are limited to expenditures for capital outlays, expended to acquire or construct major capital assets of a relative permanent nature. Such financial resources include grants, contributions, bond proceeds, and operating transfers from other funds.

Enterprise Fund/Port of Nome Fund

The Enterprise Fund/Port of Nome Fund is established to account for the operations of the port and harbor. User charges are designed to cover cost of operation and maintenance of the system.

Enterprise Fund/Port of Nome Capital Projects Fund

The Enterprise Fund/Port of Nome Capital Projects Fund is established to account for the financial resources, which are limited to expenditures for capital outlays, expended to acquire or construct major capital assets of a relative permanent nature. Such financial resources include grants, contributions, bond proceeds, and operating transfers from other funds.

Fiduciary Fund

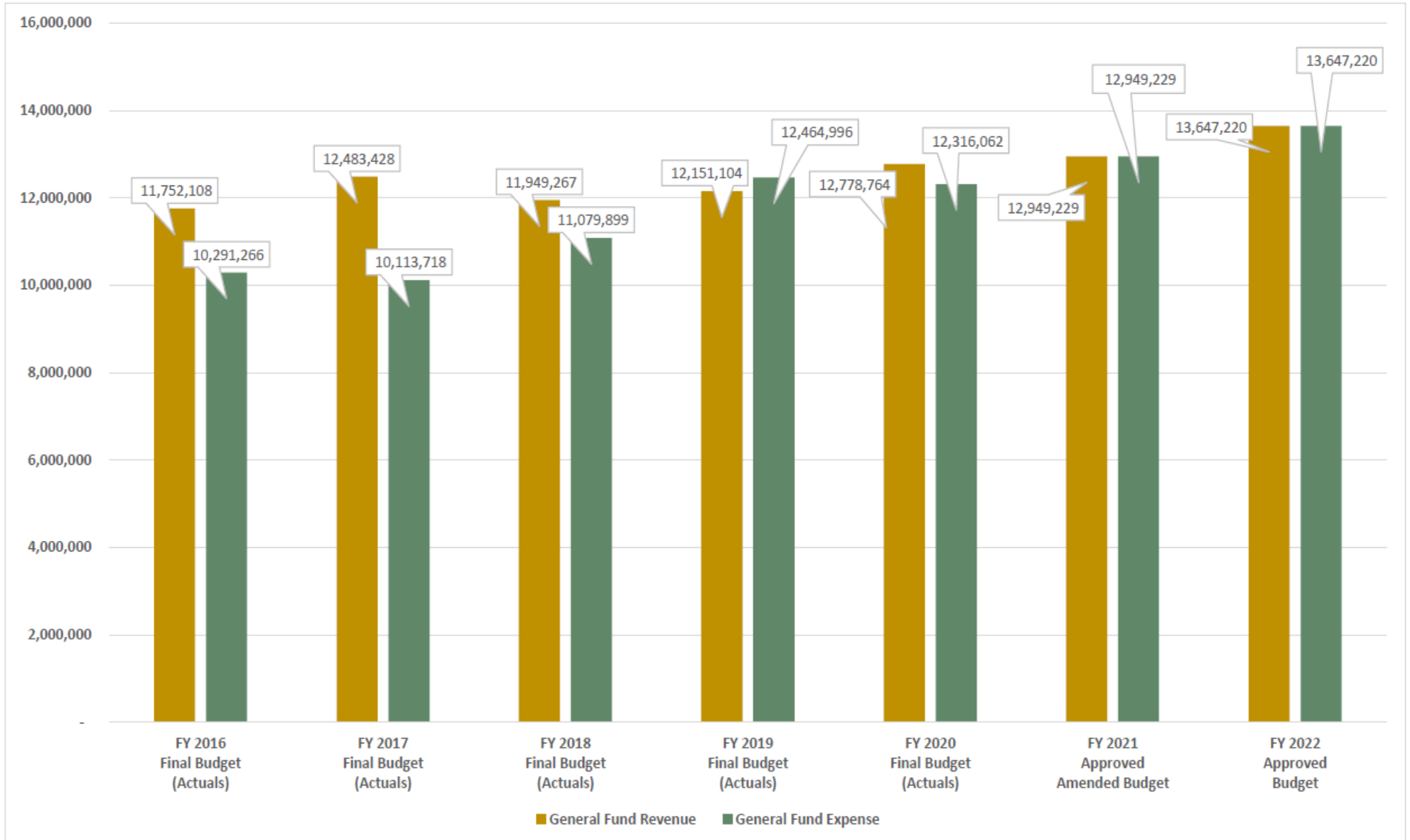
The Fiduciary Fund is established to account for resources held for the benefit of parties outside the government. Fiduciary funds are not reflected in the government-wide financial statements because the resources of those funds are not available to support the City's own programs. The City uses the fiduciary fund to account for its deferred compensation plan.




City of Nome General Fund Overview



City of Nome General Fund Fiscal Year Budget FY 2016 – FY 2022





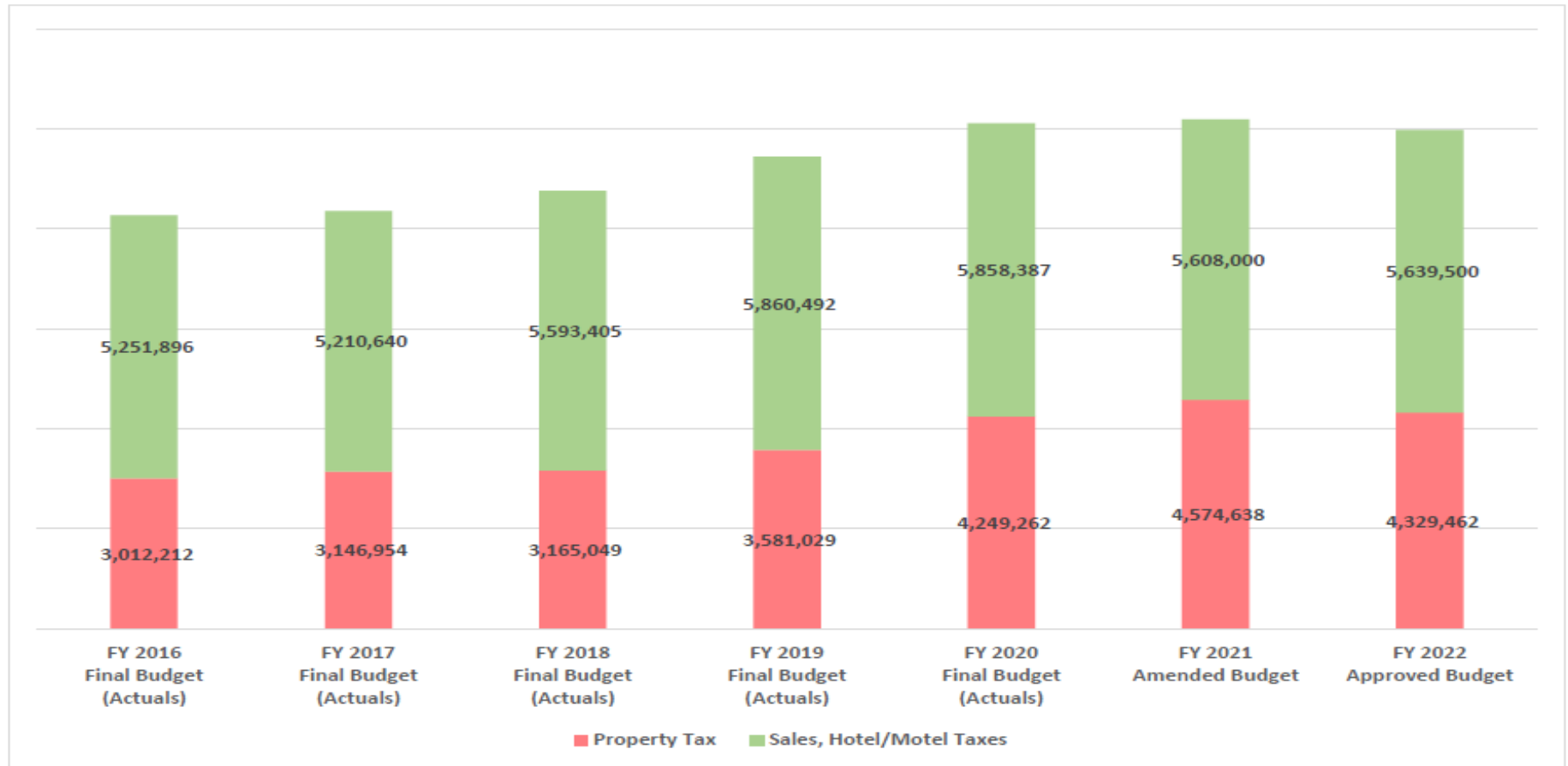
City of Nome General Fund

- Where is the Revenue Coming From?

FY2022 Approved Budget General Fund Overview	F19 Actuals	F20 Actuals	F21 YTD Actuals @ 4.30.21	O-20-06-01 F21 Approved Budget	O-21-02-01 F21 Approved Amended Budget	O-21-06-01 F22 Approved Budget
General Fund Revenue						
Property Tax	3,581,029.26	4,249,261.53	4,396,297.52	4,606,600.12	4,574,638.37	4,329,462.43
Sales Tax	5,725,343.06	5,755,854.28	4,067,615.45	5,510,000.00	5,505,000.00	5,509,500.00
Hotel/Motel Tax	135,149.01	102,533.13	74,220.81	135,000.00	103,000.00	130,000.00
Tax Penalties & Interest	65,723.14	76,289.76	70,628.90	56,750.00	57,750.00	69,250.00
Permits Licenses & Fees	506,377.32	458,655.23	304,315.49	446,920.00	438,170.00	431,310.00
Shared Revenue/Muni Assistance	335,337.01	501,642.74	78,641.41	87,958.36	88,641.41	104,908.00
Payment in Lieu of Taxes	846,626.79	880,971.82	770,185.95	859,299.00	881,311.10	882,823.58
Charge for Services	70.00	1,285.86	3,021.43	2,500.00	2,500.00	2,000.00
Copies, Plat, Court Fees	1,998.90	2,196.69	1,277.59	2,255.00	1,805.00	1,555.00
Public Safety Special Services	247,153.52	159,165.84	210,345.92	178,800.00	184,050.00	208,300.00
Recreation	272,488.11	194,173.96	58,028.60	244,500.00	81,100.00	144,750.00
Nome Swimming Pool	41,034.31	41,443.37	7,017.14	28,750.00	11,500.00	28,750.00
Culture	11,767.67	11,743.31	-	12,600.00	5,100.00	8,600.00
Fines & Forfeitures	10,416.75	3,508.59	1,618.40	7,250.00	6,000.00	5,500.00
Investment & Interest Earnings	148,695.42	154,430.12	77,081.67	80,000.00	80,000.00	8,250.00
Building, Equipment, Land Lease Rentals	158,649.54	149,987.81	135,560.23	154,942.00	159,442.00	183,032.00
Donations & Contributions	63,244.54	35,620.49	4,050.00	31,600.00	34,000.00	31,500.00
Sale of General Fixed Assets	-	-	46,119.73	-	-	-
Total Revenue Before Transfers:	12,151,104.35	12,778,764.53	10,306,026.24	12,445,724.48	12,214,007.88	12,079,491.01
Fund Bal Approp Carry Forward						200,000.00
Fund Bal Approp Landfill	-	-	-	50,750.96	50,750.96	-
Fund Bal Approp Equip/Vehicle	-	-	-	65,000.00	65,000.00	188,000.00
Fund Bal Appropriation				1,043,511.43	619,470.99	1,179,729.38
Total Revenue and Transfers:	12,151,104.35	12,778,764.53	10,306,026.24	13,604,986.87	12,949,229.83	13,647,220.39




City of Nome General Fund Revenue – Sales and Hotel/Motel Tax Vs Property Tax



Notes:

- 1) Property tax includes real and personal property taxes
- 2) Sales Tax includes sales tax and hotel/motel taxes
- 3) FY 2017 - FY 2019 factor in 5% sales tax for 8 months and 7% sales tax for 4 months of the year
- 4) FY 2020 factor in 5% sales tax for 9 months and 7% sales tax for 3 months of the year
- 5) FY 2021 factor in 5% sales tax for 10 months and 7% sales tax for 2 months of the year
- 6) FY 2022 factor in 5% sales tax for 10 months and 7% sales tax for 2 months of the year
- 7) FY2022 = 12 mills, FY2020-FY2021 = 13 mills, FY2019 = 11 mills, FY2018 = 10 mills, FY2017-FY2016= 11 mils



City of Nome General Fund


Where the Money is Going To?

(FY 2019 to FY 2022)

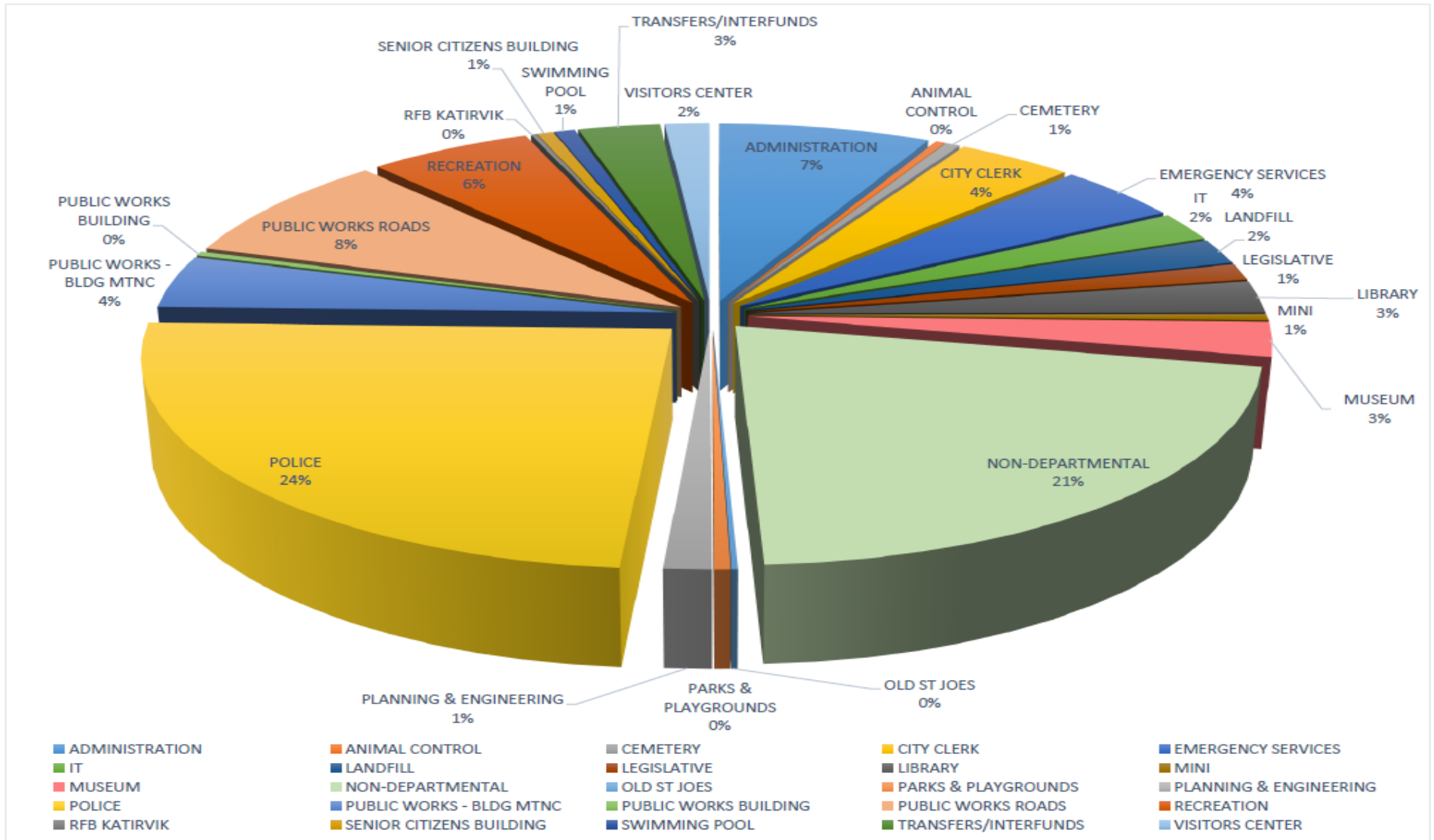
FY2022 Approved Budget General Fund Overview	F19 Actuals	F20 Actuals	F21 YTD Actuals @ 4.30.21	O-20-06-01 F21 Approved Budget	O-21-02-01 F21 Approved Amended Budget	O-21-06-01 F22 Approved Budget
General Fund Expenditure						
Legislative	191,785.74	161,057.56	116,529.47	159,190.39	162,410.69	177,047.21
Administration	928,390.19	841,844.59	582,583.01	927,655.44	842,255.82	1,019,929.42
Information Technology	263,008.40	376,671.73	270,062.14	398,900.32	429,989.13	309,924.45
City Clerk	452,607.35	440,853.91	369,581.52	519,709.86	517,067.25	557,585.46
Planning & Engineering	122,404.02	100,971.43	88,453.63	154,818.84	155,068.84	174,535.96
Police	2,381,021.34	2,377,580.88	1,643,058.74	3,093,309.36	2,376,204.56	3,305,177.98
Animal Control	38,494.06	32,145.48	30,249.96	53,988.00	54,488.00	46,588.00
Emergency Services	423,743.47	429,559.66	344,372.21	546,108.19	484,973.45	602,590.57
Public Works - Building Maintenance	546,190.75	549,568.86	423,641.51	593,074.90	619,082.05	555,918.21
Old St. Joe's	18,693.75	24,469.24	15,354.49	24,002.00	24,002.00	24,072.00
Mini Convention Center	47,370.45	65,679.04	59,950.99	63,591.00	77,715.00	70,214.00
Public Works Building	28,807.26	31,683.22	23,909.44	31,745.00	31,745.00	47,926.00
Senior Citizen's Building	61,743.94	63,262.00	39,785.82	80,180.01	62,477.00	80,339.00
Landfill	368,031.31	341,376.50	269,565.39	288,861.70	308,861.00	273,788.69
Cemetery	157,269.35	44,507.15	25,220.73	89,842.14	69,602.00	71,104.62
Parks / Playgrounds / Lights	37,763.98	33,834.79	28,144.38	51,142.00	51,142.00	60,000.00
Public Works - Road Maintenance	1,233,086.98	1,260,408.43	1,042,909.48	1,040,381.67	1,101,343.81	1,145,148.40
Recreation Center	699,504.06	638,325.72	460,704.40	798,164.90	705,143.97	785,689.18
Nome School Pool	74,820.06	36,693.89	45,602.54	91,056.07	93,391.20	99,104.05
Museum	328,022.63	296,835.99	198,638.85	369,875.63	276,899.97	362,460.61
Library	306,886.56	297,026.83	207,169.00	331,750.28	267,737.01	342,822.43
Katirvik	18,862.88	24,375.29	21,741.19	24,541.81	24,791.81	26,330.89
Visitor's Center	185,940.81	212,202.12	176,056.10	214,158.00	214,158.00	215,258.00
Non-Departmental	3,191,868.91	3,166,183.49	2,424,526.55	3,285,687.36	3,160,567.36	2,898,928.60
Total Expenditure Before Transfers:	12,106,318.25	11,847,117.80	8,907,811.54	13,231,734.87	12,111,116.92	13,252,483.73
Transfers Out - Interfunds	358,677.77	468,945.12	453,875.00	373,252.00	838,112.91	394,736.66
Total Expenditure & Transfers:	12,464,996.02	12,316,062.92	9,361,686.54	13,604,986.87	12,949,229.83	13,647,220.39

Notes:

- 1) Non-departmental includes Nome Public School Appropriation
- 2) Transfers Out includes transfers to Debt Service Fund and Capital Projects Fund



City of Nome General Fund FY 2022 Projected Expenditure by Department



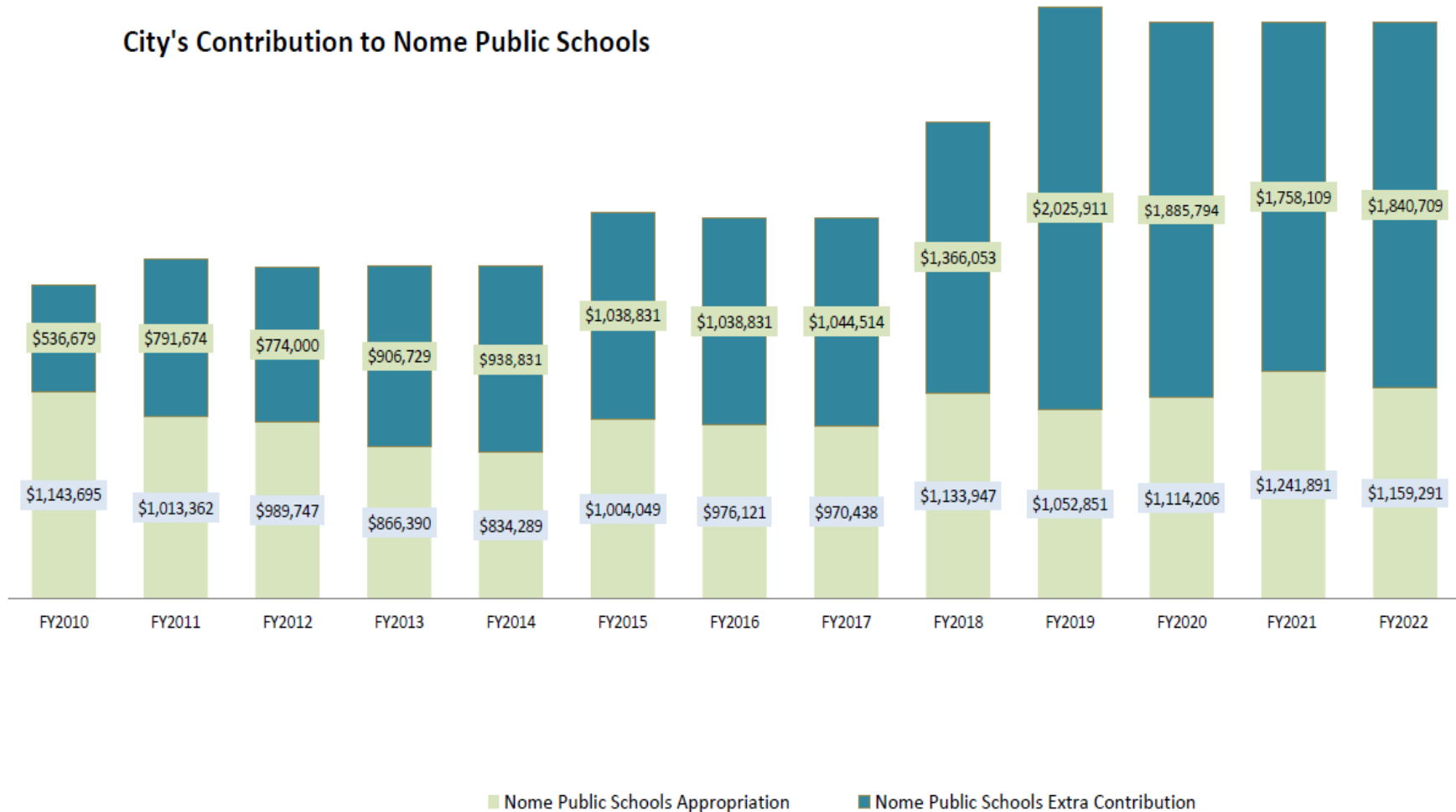
Notes:

- 1) Non-departmental includes Nome Public School Appropriation, Nome Preschool contribution and General Insurance
- 2) Transfers Out includes transfers to Debt Service and Capital Projects Funds



City of Nome Contributions to Nome Public Schools

City's Contribution to Nome Public Schools



Note:

Prior to FY 2012, the City's mandatory contribution was 4 mills as mandated by the State of Alaska; thereafter, the mandate was amended to 2.65 mills

Presented By:
City Manager

Action Taken:
Yes 5
No 0
Abstain 0

CITY OF NOME, ALASKA

RESOLUTION NO. R-21-05-04 (amended)

A RESOLUTION SETTING THE CITY OF NOME MILL RATE FOR CALENDAR YEAR 2021

WHEREAS, Alaska Statute 29.45.240 requires that a municipality shall annually determine by resolution the rate of levy; and,

WHEREAS, the 2021 mill rate shall be used to determine revenues in the FY 2022 budgets.

NOW, THEREFORE, BE IT RESOLVED by the Nome Common Council that the mill rate for 2021 shall be set at 12 mills.

APPROVED and SIGNED this 25th day of May, 2021.


JOHN K. HANDELAND
Mayor

ATTEST:



BRYANT HAMMOND
Clerk

Presented By:
City Manager

Action Taken:
Yes 5
No 0
Abstain 0

CITY OF NOME, ALASKA

RESOLUTION NO. R-21-05-03

A RESOLUTION SETTING THE CITY OF NOME CONTRIBUTION
FOR THE FY 2022 NOME SCHOOL DISTRICT BUDGET

WHEREAS, the School Board's FY 2022 School District Budget was presented to the City Council at a public work session held on April 12, 2021; and,

WHEREAS, at the public work session held April 12, 2021, the City Council instructed City Administration to prepare the City's FY 2022 General Fund Budget with a \$3,000,000 contribution to the FY 2022 School District Budget; and,

WHEREAS, the Nome School District budget includes a local contribution from the City which must be determined by May 31st of the budget year, or the amount budgeted by the School Board will be the City's contribution; and,

WHEREAS, the Constitution of the State of Alaska provides that the Legislature shall establish and maintain a system of public schools open to all children of the State, and the Legislature has adopted laws which place a portion of the State's constitutionally mandated responsibility for public education to local municipalities with taxing authority as required by AS 14.17.510 (Public Schools Foundation Program); and,

WHEREAS, the Nome School Board has requested municipal funds in the amount of the State mandate of \$1,159,291 and an additional City of Nome contribution.

NOW, THEREFORE, BE IT RESOLVED that the Nome Common Council will contribute the 2.65 mill State mandate of \$1,159,291 based upon the State of Alaska's letter of September 30, 2020, setting the City of Nome's Full Value Determination at \$437,468,124.

BE IT FURTHER RESOLVED that the City of Nome will also fund an additional contribution of \$1,840,709 for a total local contribution of \$3,000,000.

APPROVED and SIGNED this 10th day of May, 2021.


JOHN K. HANDELAND
Mayor

ATTEST:


BRYANT HAMMOND
Clerk



City of Nome General Fund FY 2022 Budget

Presented By:
City Manager

Action Taken:
Yes 5
No 0
Abstain 0

CITY OF NOME, ALASKA

ORDINANCE NO. O-21-06-01 (amended)

AN ORDINANCE TO ESTABLISH, APPROVE, AND ADOPT THE FY 2022 CITY OF NOME GENERAL FUND MUNICIPAL BUDGET AND EXERCISING THE POWER TO ASSESS AND AUTHORIZE THE LEVY OF A GENERAL PROPERTY TAX

SECTION 1.

This is a non-Code ordinance.

SECTION 2.

WHEREAS, the City Manager of Nome has submitted to the Nome Common Council a proposed budget for fiscal year 2022 pursuant to A.S.29.20.500(3); and,

WHEREAS, the Nome Common Council has reviewed said budget and determined that \$13,647,220.39 is a necessary and appropriate sum for the General Fund Municipal Budget; and

WHEREAS, it is in accordance with sound and efficient municipal management principles that the Nome Common Council should have the power to transfer funds from one fund to another, from one department to another, and from the Contingency Fund to any other fund or department by ordinance; and that the City Manager should have the power to transfer funds from one object code to another object code within a department and within a capital improvement project; and,

WHEREAS, the total sum of revenue obtainable from resources other than a municipal property tax is \$8,581,078.06; and,

WHEREAS, the Assessor has advised the City Manager of the total assessment valuation of all taxable property within the city, said total being \$360,788,535.72; and,

NOW, THEREFORE, BE IT ORDAINED by the Nome Common Council of Nome, Alaska as follows:

SECTION 1.

(A) The sum of \$13,647,220.39 is hereby approved and appropriated for the General Fund Municipal Budget for the City of Nome for Fiscal Year 2022.

SECTION 2.

(A) The Nome Common Council shall have the power to transfer approved and appropriated budget money from one fund to another; from one department to another; and from the Contingency Fund to any other fund or department by ordinance.

(B) The City Manager shall have the power to transfer from one object code to another

object code within a department and within a capital improvement project.

SECTION 3.

- (A) General Fund Municipal Budget for the Fiscal Year 2022 shall rise by a levy of 12 mills upon taxable real and personal property within the City of Nome.

APPROVED and SIGNED the 14th day of June, 2021.



JOHN K. HANDELAND
Mayor

ATTEST:



BRYANT HAMMOND
Clerk

FY2022 Approved Budget General Fund Revenue		F19 Actuals	F20 Actuals	F21 YTD Actuals @ 4.30.21	O-20-06-01 F21 Approved Budget	O-21-02-01 F21 Approved Amended Budget	O-21-06-01 F22 Approved Budget	Budget Notes
General Tax Collections								
11.3310.0001	Property Tax	3,195,824.00	3,770,970.00	3,881,905.20	4,059,110.90	4,027,149.15	3,816,457.20	Taxable Base post-BOE 318,038,100 / 12 mills (Compared to 2020 post-BOE @ 312,239,300)
11.3310.0002	Personal Property Tax	378,582.00	522,960.50	514,392.32	547,489.22	547,489.22	513,005.23	Taxable Base post-BOE 42,750,436 / 12 mills (Compared to 2020 post-BOE @ 42,114,556)
11.3310.0003	Deferred Prop Tax	6,623.26	(44,668.97)	-	-	-	-	Total 2021 Tax Base \$360,788,536; 1 mill is approx \$360,788.54
11.3310.0004	Prop Tax Exempt Redempt	-	-	-	-	-	-	
11.3310.0005	Sales Tax	5,715,162.11	5,746,639.71	4,065,339.59	5,500,000.00	5,500,000.00	5,500,000.00	
11.3310.0006	Hotel/Motel Tax	135,149.01	102,533.13	74,220.81	135,000.00	103,000.00	130,000.00	Hotel/Motel Impacted by COVID 19
11.3310.0007	Sales Tax - Other	10,180.95	9,214.57	2,275.86	10,000.00	5,000.00	9,500.00	
Tax Penalties & Interest								
11.3319.0001	Real Property-Penalty	25,715.35	29,187.27	30,550.69	25,000.00	27,500.00	30,000.00	
11.3319.0002	Real Property-Interest	17,681.85	22,480.33	25,929.38	15,000.00	15,000.00	22,500.00	
11.3319.0003	Personal Property-Penalty	3,431.80	2,210.63	2,771.86	3,000.00	3,000.00	2,500.00	
11.3319.0004	Personal Property-Interest	1,344.26	1,202.10	1,309.17	1,250.00	1,250.00	1,250.00	
11.3319.0005	Sales Tax-Penalty	10,125.35	18,037.66	8,076.87	10,000.00	8,000.00	10,000.00	
11.3319.0006	Sales Tax-Interest	7,424.53	3,171.77	1,990.93	2,500.00	3,000.00	3,000.00	
11.3319.0007	Pers & Real Pen & Int Pr Yr	-	-	-	-	-	-	
Permits Licenses & Fees								
11.3320.0001	Vehicle/ATV License	35,870.80	29,099.60	19,187.52	35,000.00	35,000.00	30,000.00	
11.3320.0002	Chauffeur License	2,225.00	1,325.00	1,025.00	2,200.00	2,200.00	1,000.00	
11.3320.0003	Animal License/Clinic	5,845.00	5,825.00	4,705.00	6,000.00	6,000.00	6,000.00	
11.3320.0004	Election Candidate Fees	240.00	140.00	160.00	160.00	160.00	160.00	
11.3320.0005	Health & Sanitation Cert	300.00	270.00	260.00	300.00	300.00	270.00	27 @ \$10
11.3320.0006	Sales Tax Collection Lcns	10,385.00	10,100.00	-	10,000.00	-	-	Changes to the Sales Tax Code
11.3320.0007	Business Lcns: Transient,Other	2,620.00	1,110.00	300.00	2,000.00	2,000.00	1,500.00	
11.3320.0008	Bed Tax Collection License	60.00	45.00	15.00	60.00	60.00	30.00	
11.3320.0009	Nome Landfill Maint Fees	309,363.47	333,460.64	243,200.76	320,000.00	320,000.00	320,000.00	
11.3320.0010	Correctional Facility Permit	-	-	-	-	-	-	
11.3320.0011	Taxi Vehicle License Fee	1,600.00	1,100.00	600.00	1,600.00	1,600.00	600.00	6 @ \$100
11.3320.0012	Pull Tab Sales License	1,500.00	1,400.00	1,300.00	1,500.00	1,500.00	1,300.00	13 @ \$100
11.3320.0013	Resale Certificate	3,000.00	4,050.00	3,450.00	3,000.00	3,000.00	3,150.00	21 @ \$150
11.3320.0014	Moving, Land Use, Demo Permits	2,485.00	5,050.00	2,425.00	2,500.00	2,500.00	3,500.00	
11.3320.0015	Building Permits	82,263.11	19,279.03	5,822.31	25,000.00	25,000.00	25,000.00	
11.3320.0016	Mechanical/Electric Permit	147.00	275.00	325.00	100.00	350.00	300.00	
11.3320.0017	Remodeling Permit	36,097.94	39,950.96	15,614.90	30,000.00	30,000.00	30,000.00	
11.3320.0018	Excavation/Fill Permit	950.00	2,075.00	1,150.00	500.00	1,500.00	1,500.00	
11.3320.0019	Mining/Watershed Permit	-	-	-	-	-	-	
11.3320.0020	Cemetery Fees	11,425.00	4,100.00	4,775.00	7,000.00	7,000.00	7,000.00	

FY2022 Approved Budget General Fund Revenue		F19 Actuals	F20 Actuals	F21 YTD Actuals @ 4.30.21	O-20-06-01 F21 Approved Budget	O-21-02-01 F21 Approved Amended Budget	O-21-06-01 F22 Approved Budget	Budget Notes
Shared Revenue/Municipal Assistance								
11.3335.0001	Dept Rev Liquor Licenses	9,800.00	-	-	10,000.00	10,000.00	10,000.00	
11.3335.0003	Dept Rev Raw Fish	-	-	-	-	-	-	
11.3335.0004	Dept Rev Amusement License	-	-	-	-	-	-	
11.3335.0005	Muni Assist - Rev Sharing	145,980.06	126,858.98	76,241.41	75,558.36	76,241.41	92,508.00	
11.3335.0007	St Shared Revenue-Energy\$	-	-	-	-	-	-	
11.3335.0008	State Fiscal Relief	-	138,005.34	-	-	-	-	
11.3335.0009	Empl PERS On-Behalf Relief	175,641.35	234,378.42	-	-	-	-	
11.3335.0010	Emply Relief PSR LifeIns	-	-	-	-	-	-	
11.3335.0020	Dept Ed OWL Internet	3,915.60	2,400.00	2,400.00	2,400.00	2,400.00	2,400.00	
Payment in Lieu of Tax/Pilot								
11.3336.0003	NW College In Lieu of Taxes	-	-	-	-	-	-	
11.3336.0004	BLM In Lieu of Tax 198Acres	-	-	-	-	-	-	
11.3336.0005	PILT Unorganized Areas	478,939.16	499,330.95	508,874.10	486,862.00	508,874.10	510,000.00	
11.3336.0006	Nome Joint Utility PILT	250,000.00	250,000.00	187,500.00	250,000.00	250,000.00	250,000.00	
11.3336.0007	Port of Nome PILT	61,186.95	72,311.85	72,311.85	72,312.00	72,312.00	66,747.00	Assessed Value \$5,562,250 x Mill Rate
11.3336.0008	Nome School PILT	480.48	624.62	-	625.00	625.00	576.58	Assessed Value \$48,048 x Mill Rate
11.3336.0009	Nome Eskimo Comm PILT	1,500.00	1,500.00	1,500.00	1,500.00	1,500.00	1,500.00	
11.3336.0010	Bering Vue PILT	23,893.90	24,161.80	-	20,000.00	20,000.00	24,000.00	
11.3336.0011	Bering Strtrs Reg Housing PILT	30,626.30	33,042.60	-	28,000.00	28,000.00	30,000.00	
Charge for Services								
11.3340.0001	Abatement/Foreclosure Fees	-	1,285.86	3,021.43	2,500.00	2,500.00	2,000.00	
11.3340.0002	Failure 2 Remove Snow Fee	-	-	-	-	-	-	
11.3340.0003	StAk Reimb Dog # Self Move	-	-	-	-	-	-	
11.3340.0004	Project Admin Fee	70.00	-	-	-	-	-	
Copies, Plat, Court Fees								
11.3341.0001	Maps,Copies,Apparel,Pubs	1,148.24	776.69	577.59	1,200.00	750.00	750.00	
11.3341.0002	Variance, Plat Fees, Zoning	775.00	1,350.00	700.00	1,000.00	1,000.00	750.00	
11.3341.0003	Banking/ NSF Check Fees	70.00	70.00	-	35.00	35.00	35.00	
11.3341.0004	Notary Fee	5.00	-	-	20.00	20.00	20.00	
11.3341.0005	Credit Card Service Fees	0.66	-	-	-	-	-	
Public Safety Special Svs								
11.3342.0001	Police Services, Protective	1,240.00	1,930.00	4,750.00	500.00	5,500.00	5,000.00	
11.3342.0002	Nome Police Patches	-	-	-	-	-	-	
11.3342.0003	Prints,Photos,Reports	1,640.00	1,665.00	4,403.70	1,500.00	1,750.00	1,500.00	
11.3342.0004	Alarm Monitor User Fees	1,800.00	1,800.00	-	1,800.00	1,800.00	1,800.00	
11.3342.0005	Ambulance Fees/NSHC	425,740.32	359,890.64	323,209.50	350,000.00	350,000.00	350,000.00	
11.3342.0006	Ambulance Accts - Contract Adj	(183,266.80)	(206,119.80)	(122,017.28)	(175,000.00)	(175,000.00)	(150,000.00)	
11.3342.0007	MOA Dispatch Trooper,Bldg Rent	-	-	-	-	-	-	
11.3342.0008	Sale of Police Weapons	-	-	-	-	-	-	

FY2022 Approved Budget General Fund Revenue		F19 Actuals	F20 Actuals	F21 YTD Actuals @ 4.30.21	O-20-06-01 F21 Approved Budget	O-21-02-01 F21 Approved Amended Budget	O-21-06-01 F22 Approved Budget	Budget Notes
Recreation								
11.3347.0001	NRC Passes	86,269.62	64,043.96	24,362.56	80,000.00	32,000.00	50,000.00	
11.3347.0003	NRC Open Bowling	3,188.53	1,927.17	1,018.11	1,500.00	600.00	1,500.00	
11.3347.0004	NRC League Bowling	1,484.77	3,161.79	-	2,000.00	1,200.00	2,000.00	
11.3347.0005	NRC Shoe Rental	605.59	147.62	133.32	500.00	200.00	500.00	
11.3347.0006	NRC Admissions	49,884.74	39,049.32	11,498.55	49,000.00	19,600.00	24,500.00	
11.3347.0009	NRC Instructional Classes	-	-	-	-	-	-	
11.3347.0010	NRC Equipment Rent	6,211.02	6,717.42	767.69	6,500.00	2,600.00	3,250.00	
11.3347.0011	NRC Court & Gym Rental	36,029.18	21,977.30	3,220.24	33,000.00	2,500.00	15,000.00	
11.3347.0012	NRC Membership Fees	28,928.10	23,553.89	11,715.06	30,000.00	16,000.00	25,000.00	
11.3347.0013	NRC Locker Rental	5,285.10	3,497.58	1,295.23	5,000.00	1,000.00	1,500.00	
11.3347.0015	NRC Sponsor Fees	11,500.00	7,350.00	-	8,500.00	-	4,250.00	
11.3347.0016	NRC Player Fees	13,497.86	11,481.37	-	12,000.00	-	6,000.00	
11.3347.0017	NRC Youth Activity Fees	17,554.88	2,800.00	-	5,500.00	1,000.00	2,750.00	
11.3347.0018	NRC Resale - Food, Vending	8,125.64	6,144.65	3,213.44	7,500.00	3,000.00	5,000.00	
11.3347.0019	NRC Bowling Lane Rental	2,801.89	2,176.18	804.40	3,000.00	1,200.00	3,000.00	
11.3347.0020	NRC Bowling/Dining Fac Rental	1,121.19	145.71	-	500.00	200.00	500.00	
Nome Swimming Pool								
11.3348.0001	Pool Passes	10,944.10	9,915.51	2,642.86	7,500.00	3,000.00	7,500.00	
11.3348.0006	Pool Admissions	9,859.99	10,799.46	332.38	5,750.00	2,300.00	5,750.00	
11.3348.0009	Pool Swim Programs/Lessons	2,857.02	13.33	-	1,750.00	700.00	1,750.00	
11.3348.0010	Pool Equipment Rental	785.13	707.62	80.00	750.00	300.00	750.00	
11.3348.0011	Pool Facility Rental	15,165.01	18,531.40	3,431.40	11,000.00	4,400.00	11,000.00	
11.3348.0013	Pool Locker Rental	309.52	361.90	-	500.00	200.00	500.00	
11.3348.0014	Pool Resale - Food, Equipment	1,113.54	1,114.15	530.50	1,500.00	600.00	1,500.00	
Culture								
11.3350.0002	Library Use Fees, Copies	1,435.92	981.66	-	1,500.00	600.00	500.00	
11.3350.0003	SCC Laundry Proceeds	-	-	-	-	-	-	
11.3350.0004	Museum Admissions	4,164.03	5,117.02	-	5,000.00	2,000.00	4,000.00	
11.3350.0005	Museum Concessions	6,077.72	5,577.96	-	6,000.00	2,400.00	4,000.00	
11.3350.0006	Museum Memberships	90.00	66.67	-	100.00	100.00	100.00	
Fines & Forfeitures								
11.3351.0001	Police & Court Fines	2,997.15	2,589.13	1,493.40	3,500.00	3,000.00	2,500.00	
11.3351.0002	Animal Fine, Dispose, Adoption	5,980.00	295.00	125.00	2,500.00	2,500.00	2,500.00	
11.3351.0003	Library Fine, ILL Return Fee	1,439.60	624.46	-	1,250.00	500.00	500.00	
11.3351.0004	Bldg Mtnc Permit Fines	-	-	-	-	-	-	
Investment & Interest Earnings								
11.3361.0003	Interest Income	20,704.38	32,241.32	20,615.48	20,000.00	20,000.00	3,500.00	CD Rates are averaging .05%
11.3361.0004	Interest Earn Sfl Ins/Eq	23,031.98	24,899.92	16,479.42	15,000.00	15,000.00	750.00	
11.3361.0005	Interest Earn Mielke	-	-	-	-	-	-	
11.3361.0009	Interest Earn Landfill \$\$	72,855.48	74,820.57	27,612.53	30,000.00	30,000.00	3,500.00	
11.3361.0010	Interest Earn School Loan	4,579.03	-	-	-	-	-	
11.3361.0013	Interest Earn PERS Reserve	27,524.55	22,468.31	12,374.24	15,000.00	15,000.00	500.00	

FY2022 Approved Budget General Fund Revenue		F19 Actuals	F20 Actuals	F21 YTD Actuals @ 4.30.21	O-20-06-01 F21 Approved Budget	O-21-02-01 F21 Approved Amended Budget	O-21-06-01 F22 Approved Budget	Budget Notes
Building, Equipment, Land Lease Rents								
11.3363.0001	Equipment Rental	2,456.02	768.50	-	2,500.00	1,000.00	1,000.00	
11.3363.0002	GGG Building/Space Rent	-	-	-	-	-	-	
11.3363.0003	Building Rental MCC	10,975.28	13,004.25	18,000.00	10,000.00	22,000.00	10,000.00	
11.3363.0004	Gold Hill Tutit Ininat	-	-	-	-	-	-	
11.3363.0005	Building Rental Old St Joe	10,525.77	7,532.25	577.50	10,000.00	4,000.00	10,000.00	
11.3363.0008	WM Caldwell Armory Lease	1.00	1.00	1.00	1.00	1.00	1.00	
11.3363.0009	Nome Cablevision Lease	5,510.50	5,510.50	4,592.08	5,510.00	5,510.00	10,000.00	New lease agreement
11.3363.0011	Public Health Svs Lease	-	-	-	-	-	-	
11.3363.0012	FAA New Zealand Instru LS	1,806.39	1,806.39	1,806.39	1,806.00	1,806.00	1,806.00	
11.3363.0013	FAA Newton Peak Lease	125.00	125.00	125.00	125.00	125.00	125.00	
11.3363.0015	Recycle Center Royalty	4,746.06	-	-	-	-	-	
11.3363.0016	Animal Shelter Royalty	-	-	-	-	-	-	
11.3363.0017	Rent/Lease	122,503.52	121,239.92	110,458.26	125,000.00	125,000.00	150,100.00	\$27,600 offset in Police expense
Donations & Contributions								
11.3365.0001	Donations - C McLain Museum	359.42	2,206.13	-	500.00	500.00	500.00	
11.3365.0002	Donations - Library	82.23	18.26	3,000.00	100.00	2,500.00	-	
11.3365.0006	Contributions NJU Lobbyist	-	-	-	-	-	-	
11.3365.0007	Contribution NJU Energy Consul	-	-	-	-	-	-	
11.3365.0008	Contrib NVFD Equip,Fireworks	-	-	-	-	-	-	
11.3365.0011	Donations-Belmont Pt Cemetery	15,000.00	-	-	-	-	-	
11.3365.0012	Donations - Parks	-	-	-	-	-	-	
11.3365.0013	Donations - Visitor Info Cnter	-	-	-	-	-	-	
11.3365.0014	Donations - Public Safety, EMS	45,300.00	31,075.00	50.00	30,000.00	30,000.00	30,000.00	
11.3365.0015	Donations - Clerks Office	-	1.10	-	-	-	-	
11.3365.0016	Donations - Pub Wrks Bldg	-	-	-	-	-	-	
11.3365.0017	Donations - Recreation Ctr	-	-	-	-	-	-	
11.3365.0018	Donations - Animal Shelter	500.00	300.00	-	-	-	-	
11.3365.0019	Donations - Clean Up	2,002.89	2,020.00	1,000.00	1,000.00	1,000.00	1,000.00	
11.3365.0020	Donations - PWKS Roads	-	-	-	-	-	-	
11.3365.0021	Donations - Pool	-	-	-	-	-	-	
Sale of General Fixed Assets								
11.3392.0001	Sale of Property/Easement	-	-	46,119.73	-	-	-	
11.3392.0002	Sale of Equipment, Supply	-	-	-	-	-	-	
11.3392.0003	Sale Equipment Police	-	-	-	-	-	-	
11.3392.0004	Sale Equipment Rec Center	-	-	-	-	-	-	
Transfers - Interfunds								
11.3888.8810	Transfers In - Debt Service	-	-	-	-	-	-	
11.3888.8820	Transfers In - Other Funds	-	-	-	-	-	-	
Fund Balance Appropriation								
11.3999.9992	Fund Bal Approp Carry Forward	-	-	-	-	-	200,000.00	F21 Estimated Revenue Surplus
11.3999.9993	Fund Bal Approp PERS Reserve	-	-	-	-	-	-	
11.3999.9994	Fund Bal Equip Rplc-NPD+Mayor	-	-	-	-	-	-	
11.3999.9995	School Constr Fund Approp	-	-	-	-	-	-	
11.3999.9996	Fund Bal Approp Port Loan	-	-	-	-	-	-	
11.3999.9997	Fund Bal Approp Landfill	-	-	-	50,750.96	50,750.96	-	
11.3999.9998	Fund Bal Approp Equip/Vehicle	-	-	-	65,000.00	65,000.00	188,000.00	
11.3999.9999	Fund Balance Appropriation	-	-	-	1,043,511.43	619,470.99	1,179,729.38	
Total F21 Revenue:		12,151,104.35	12,778,764.53	10,306,026.24	13,604,986.87	12,949,229.83	13,647,220.39	

FY2022 Approved Budget General Fund Expense		F19 Actuals	F20 Actuals	F21 YTD Actuals @ 4.30.2021	O-20-06-01 F21 Approved Budget	O-21-02-01 F21 Approved Amended Budget	O-21-06-01 F22 Approved Budget	Budget Notes
Legislative								
11.6110.1101	Salaries - Mayor & Council	4,600.00	4,055.63	3,750.00	4,500.00	4,500.00	4,500.00	1 Mayor, 6 Councilmen
11.6110.1421	Health Insurance-Mayor&Council	47,749.80	47,749.80	47,108.61	47,750.00	50,772.30	61,652.16	
11.6110.1431	Life Insurance-Mayor&Council	943.32	907.21	774.51	900.00	900.00	950.00	
11.6110.1441	FICA/Medicare- Mayor & Council	352.30	338.90	287.19	345.00	345.00	344.25	
11.6110.1461	PERS - Mayor & Council	292.86	339.96	385.00	264.00	462.00	462.00	
11.6110.1471	Workers' Comp Insurance	27.50	16.92	18.00	18.00	18.00	14.40	
	Subtotal Salaries & Benefits:	53,965.78	53,408.42	52,323.31	53,777.00	56,997.30	67,922.81	
11.6110.1520	Vehicle Insurance	909.00	909.00	909.00	909.00	909.00	-	316 Moved to Admin
11.6110.1530	Property/Building Insurance	478.75	655.50	808.75	808.75	808.75	1,043.00	
11.6110.1540	Public Official Insurance/Bond	28,879.00	25,024.99	28,160.64	28,160.64	28,160.64	35,606.40	Shared Cost with Non-Dept.
11.6110.1850	Lobbying	18,750.00	18,750.00	18,750.00	18,750.00	18,750.00	21,750.00	LCIA \$15k x 5mo = \$75k Legis 25%/Port 75% / Windward Strategies - \$1000 x12 mo 25% 250 x12
11.6110.1870	Other Professional/Contract Sv	2,294.72	2,558.10	970.60	2,300.00	2,300.00	2,300.00	Canon \$1200, PK Electric
11.6110.1930	Expense Account	1,025.00	-	-	500.00	500.00	500.00	Iditarod Banquet Tickets Legis 50%/Admin 50%
11.6110.1940	Advertising	81.60	2,323.60	198.90	200.00	200.00	200.00	
11.6110.2010	Communications	288.23	314.94	149.45	400.00	400.00	400.00	NJUS Phone x1 / Internet x1 - Billed quarterly
11.6110.2012	Computer Network/Hardware/Soft	109.54	2,912.87	342.34	1,500.00	1,500.00	1,500.00	MSDSOnline \$110, Municode, IT Projects
11.6110.2020	Dues & Memberships	4,290.00	4,391.00	4,468.00	4,500.00	4,500.00	4,500.00	AML Member Dues \$4,368, Conf of Mayors \$100
11.6110.2030	Travel & Training - Mayor	13,776.58	5,190.32	250.00	7,000.00	7,000.00	5,000.00	
11.6110.2031	Travel & Training - Council	4,547.80	3,476.60	-	5,000.00	5,000.00	4,500.00	AML Conference
11.6110.2070	Office Supplies	86.42	-	217.31	300.00	300.00	300.00	
11.6110.2071	Operating Supplies	2,163.56	2,161.84	1,962.67	2,000.00	2,000.00	2,200.00	4th of July Street Games \$500, Boynton Copy Fees \$1000, Food Expenses - meetings/ws dinners
11.6110.3010	Sponsorship/Donation/Contrib	47,457.90	29,007.96	100.00	20,000.00	20,000.00	20,000.00	Facility Waivers, Tax Forgiveness
11.6110.4010	Gas & Oil Supplies	664.88	412.11	215.73	500.00	500.00	-	
11.6110.4020	Vehicle/Eq Parts & Supply	1,328.72	12.72	30.05	1,500.00	1,500.00	-	
11.6110.4030	Vehicle/Eq Maintenance	2,010.23	-	243.00	2,000.00	2,000.00	-	
11.6110.4040	Vehicle Regis & Permits	-	10.00	-	10.00	10.00	-	
11.6110.4050	Small Tools & Equipment	-	66.65	-	200.00	200.00	100.00	
11.6110.4060	Tools & Eq Repair & Maint	-	-	-	-	-	-	
11.6110.7001	Salaries - Legis (Bldg Mtnc)	-	-	-	-	-	-	
11.6110.7002	Salaries - Janitorial	-	-	-	-	-	-	
11.6110.7005	Building Maint Contracts	12.50	90.79	49.82	100.00	100.00	100.00	Annual Fire inspection
11.6110.7010	Bldg Maint Materials & Supply	134.34	774.81	175.79	350.00	350.00	350.00	
11.6110.7011	Janitorial Services & Supplies	59.65	44.48	96.85	150.00	150.00	150.00	
11.6110.7020	Building Utilities 25%	-	-	-	-	-	-	
11.6110.7021	Utilities - Electric	4,563.62	4,240.35	3,353.99	4,300.00	4,300.00	4,300.00	
11.6110.7022	Utilities - Water	504.70	538.80	399.45	500.00	500.00	550.00	
11.6110.7023	Utilities - Sewer	204.70	245.63	178.62	250.00	250.00	250.00	
11.6110.7024	Utilities - Garbage	201.78	205.92	164.99	225.00	225.00	225.00	
11.6110.7025	Utilities - Heat	2,996.74	3,330.16	2,010.21	3,000.00	3,000.00	3,300.00	
11.6110.8030	Machinery & Equipment	-	-	-	-	-	-	
	Total Legislative:	191,785.74	161,057.56	116,529.47	159,190.39	162,410.69	177,047.21	

FY2022 Approved Budget General Fund Expense		F19 Actuals	F20 Actuals	F21 YTD Actuals @ 4.30.2021	O-20-06-01 F21 Approved Budget	O-21-02-01 F21 Approved Amended Budget	O-21-06-01 F22 Approved Budget	Budget Notes
Administration								
11.6210.1101	Salaries - City Manager	99,564.80	82,287.63	70,729.75	141,781.00	106,781.00	140,000.00	1 Manager - Exempt
11.6210.1102	Salaries - Executive Assistant	55,288.23	40,360.57	33,292.31	57,476.00	67,087.00	137,709.00	1 Exec Assistant, 1 HR Manager - Start 9.7.21
11.6210.1103	Salaries - Finance	326,620.65	255,855.71	179,040.38	287,400.00	237,650.00	254,181.60	1 Fin Dir, 1 Asst Fin Dir - Start 8.2.21, 2 Acct Techs (20% Share with Port)
11.6210.1201	Salaries - Overtime	3,947.56	27,794.28	20,267.93	10,000.00	25,000.00	6,000.00	
11.6210.1411	Accrued Personal Lv * Mgr	21,940.75	3,364.50	2,753.85	5,000.00	5,000.00	4,827.60	
11.6210.1412	Accrued Personal Lv Admst	-	-	-	1,000.00	1,000.00	1,000.00	
11.6210.1413	Accrued Personal Lv Finance	13,490.61	34,569.64	5,842.00	12,655.00	12,655.00	8,973.49	
11.6210.1421	Health Insurance - Admin	91,555.05	79,353.60	63,827.84	93,824.46	81,368.12	109,685.38	
11.6210.1431	Life Insurance - Admin	949.83	732.97	508.71	782.21	609.18	881.54	
11.6210.1441	FICA/Medicare - Admin	39,903.15	33,347.43	23,383.83	38,025.64	33,393.63	41,148.63	
11.6210.1461	PERS - Admin	108,996.20	124,707.75	66,459.53	110,083.20	96,033.96	118,335.93	
11.6210.1471	Workers' Comp Ins - Admin	3,229.18	1,542.15	1,332.97	2,001.43	2,001.43	1,721.25	
	Subtotal Salaries & Benefits:	765,486.01	683,916.23	467,439.10	760,028.94	668,579.32	824,464.42	
11.6210.1520	Vehicle Insurance	874.00	874.00	874.00	874.00	874.00	909.00	
11.6210.1530	Property/Building Insurance	957.50	1,311.00	1,617.50	1,617.50	1,617.50	2,086.00	
11.6210.1540	Public Official Insurance/Bond	750.00	750.00	750.00	750.00	750.00	750.00	
11.6210.1810	Audit/Accounting	31,191.34	31,258.48	27,471.73	32,000.00	32,000.00	30,000.00	Altman Rogers - Shared Cost with Port
11.6210.1830	Legal Services	31,447.11	26,073.64	17,521.08	30,000.00	30,000.00	30,000.00	
11.6210.1870	Other Professional/Contract Sv	15,373.59	16,290.62	12,109.42	17,000.00	17,000.00	47,000.00	Caselle \$8020, Canon \$3864, Pitney Bowes \$609, PK Electric , Salary Study \$30k
11.6210.1940	Advertising	435.75	3,536.65	4,256.94	2,200.00	5,000.00	3,500.00	
11.6210.1950	Buildings/Land Rental	6,935.67	4,500.00	7,500.00	9,000.00	9,000.00	6,000.00	City Apartments - Shared Cost with Port & Police
11.6210.2010	Communications	6,225.12	6,877.39	4,840.76	7,000.00	7,000.00	7,000.00	
11.6210.2012	Computer Network/Hardware/Soft	8,076.74	4,334.87	852.36	4,000.00	4,000.00	4,000.00	
11.6210.2020	Dues & Memberships	(755.00)	1,320.00	2,664.00	2,500.00	2,500.00	2,600.00	ICMA Dues
11.6210.2030	Travel & Training - Admin	1,686.02	2,793.01	224.00	4,000.00	4,000.00	4,000.00	
11.6210.2031	Travel & Training - Finance	5,817.93	2,489.96	520.13	5,000.00	5,000.00	4,000.00	
11.6210.2070	Office Supplies	4,698.25	2,491.60	3,214.48	3,000.00	3,500.00	3,500.00	
11.6210.2071	Operating Supplies	11,812.28	11,322.79	14,969.04	10,000.00	12,500.00	13,500.00	Boynton Copy Fees \$2800, Purchase Power Supplies, Safeway,
11.6210.2704	Recruitment	6,666.92	10,151.29	-	5,000.00	5,000.00	-	*Not Needed
11.6210.3010	Sponsorship/Donation/Contrib	10,328.93	8,178.24	1,098.63	9,000.00	9,000.00	9,000.00	Fall/Spring Clean Up
11.6210.4010	Gas & Oil Supplies	747.12	769.87	315.33	900.00	900.00	1,100.00	
11.6210.4020	Vehicle/Eq Parts & Supply	521.11	1,011.87	320.44	1,000.00	1,000.00	1,500.00	
11.6210.4030	Vehicle/Eq Maintenance	1,750.80	2,860.04	211.75	3,000.00	3,000.00	3,000.00	
11.6210.4040	Vehicle Regis & Permits	10.00	-	-	10.00	10.00	20.00	
11.6210.4050	Small Tools & Equipment	-	117.31	-	-	-	-	
11.6210.4060	Tools & Eq Repair & Maint	-	-	-	-	-	-	
11.6210.7001	Salaries - Admin (Bldg Mtnc)	-	-	-	-	-	-	
11.6210.7002	Salaries - Janitorial	-	-	-	-	-	-	
11.6210.7005	Building Maint Contracts	25.00	127.04	71.07	200.00	200.00	200.00	Annual Fire inspection
11.6210.7010	Bldg Maint Materials & Supply	265.40	750.39	430.05	1,700.00	1,700.00	3,000.00	Carpet & Paint
11.6210.7011	Janitorial Services & Supplies	119.32	88.98	193.73	150.00	150.00	150.00	

FY2022 Approved Budget General Fund Expense		F19 Actuals	F20 Actuals	F21 YTD Actuals @ 4.30.2021	O-20-06-01 F21 Approved Budget	O-21-02-01 F21 Approved Amended Budget	O-21-06-01 F22 Approved Budget	Budget Notes
11.6210.7020	Building Utilities 50%	-	-	-	-	-	-	
11.6210.7021	Utilities - Electric	9,127.25	8,480.79	6,708.02	8,750.00	8,750.00	9,000.00	
11.6210.7022	Utilities - Water	1,009.40	1,077.60	798.90	1,200.00	1,200.00	1,100.00	
11.6210.7023	Utilities - Sewer	409.31	491.16	357.24	550.00	550.00	500.00	
11.6210.7024	Utilities - Garbage	403.76	411.89	330.07	425.00	425.00	450.00	
11.6210.7025	Utilities - Heat	5,993.56	6,660.54	4,020.49	6,500.00	6,500.00	6,600.00	
11.6210.7540	Banking / Credit Card Fees	-	527.34	902.75	300.00	550.00	1,000.00	
11.6210.8030	Machinery & Equipment	-	-	-	-	-	-	
	Total Administration:	928,390.19	841,844.59	582,583.01	927,655.44	842,255.82	1,019,929.42	

FY2022 Approved Budget General Fund Expense		F19 Actuals	F20 Actuals	F21 YTD Actuals @ 4.30.2021	O-20-06-01 F21 Approved Budget	O-21-02-01 F21 Approved Amended Budget	O-21-06-01 F22 Approved Budget	Budget Notes
Information Technology								
11.6211.1103	Salaries - IT	56,337.64	86,150.57	61,042.78	83,911.52	92,532.22	45,977.44	12% Salary/Benefits Transferred to Port
11.6211.1201	Salaries - Overtime	-	5,149.91	4,041.06	-	3,000.00	3,000.00	
11.6211.1411	Accrued Personal Leave - IT	501.31	3,382.09	18,529.00	7,000.00	37,000.00	904.72	
11.6211.1421	Health Insurance - IT	9,038.11	13,579.01	8,641.11	16,096.96	14,737.08	10,451.76	
11.6211.1431	Life Insurance - IT	92.82	126.09	79.73	126.41	138.38	60.72	
11.6211.1441	FICA/Medicare - IT	4,458.08	7,514.30	6,396.33	6,419.24	10,138.71	3,517.28	
11.6211.1461	PERS - IT	13,243.63	26,388.71	14,318.44	18,460.54	20,357.09	10,115.40	
11.6211.1471	Workers' Comp Insurance - IT	467.16	288.24	251.48	335.65	335.65	147.13	
	Subtotal Salaries & Benefits	84,138.75	142,578.92	113,299.93	132,350.32	178,239.13	74,174.45	
11.6211.1870	Other Professional/Contract Sv	106,458.86	112,922.92	137,259.87	170,000.00	170,000.00	165,000.00	GCSIT GEMS \$112,601 -88% IT, Project Work
11.6211.2010	Communications	191.43	208.82	104.39	250.00	250.00	250.00	
11.6211.2012	Computer Network/Hardware/Soft	51,987.26	18,883.71	18,787.29	36,000.00	36,000.00	35,000.00	Smartnet coverage \$6000, Municode \$1800, VEEAM Back up Software \$1000, Archive Social \$2400, Firepower Software Support \$1510
11.6211.2070	Office Supplies	-	-	-	-	-	-	
11.6211.2071	Operating Supplies	-	347.36	514.99	300.00	500.00	500.00	
11.6211.8030	Machinery & Equipment	20,232.10	101,730.00	95.67	60,000.00	45,000.00	35,000.00	48Port Switch -City Hall \$20k; Batteries 10k; Contingency \$5k
	Total Information Technology:	263,008.40	376,671.73	270,062.14	398,900.32	429,989.13	309,924.45	

FY2022 Approved Budget General Fund Expense		F19 Actuals	F20 Actuals	F21 YTD Actuals @ 4.30.2021	O-20-06-01 F21 Approved Budget	O-21-02-01 F21 Approved Amended Budget	O-21-06-01 F22 Approved Budget	Budget Notes
City Clerk								
11.6220.1101	Salaries - City Clerk	85,664.40	90,901.96	70,825.01	92,951.00	90,951.00	93,677.00	1 City Clerk - Exempt
11.6220.1102	Salaries - Deputy Clerk	56,077.02	47,814.37	36,055.22	63,553.00	57,553.00	57,241.00	1 Deputy Clerk
11.6220.1103	Salaries - Clerk Staff	49,689.44	21,889.49	64,845.28	81,846.00	88,846.00	116,713.00	1 Admin Asst /1 Acctg Tech
11.6220.1201	Salaries - Overtime	4,940.63	3,648.02	4,315.06	2,500.00	5,000.00	2,500.00	
11.6220.1411	Accrued Personal Lv-City Clerk	-	709.90	527.90	1,000.00	1,000.00	6,872.66	
11.6220.1421	Health Insurance - City Clerk	51,746.93	30,144.48	41,542.15	55,279.86	50,037.25	50,507.52	
11.6220.1431	Life Insurance - City Clerk	436.04	290.75	399.27	485.82	485.82	563.28	
11.6220.1441	FICA/Medicare - City Clerk	15,022.48	12,973.05	13,436.34	18,425.04	18,425.04	20,665.00	
11.6220.1461	PERS - City Clerk	43,173.82	42,255.07	38,494.55	52,987.00	52,987.00	59,429.00	
11.6220.1471	Workers' Comp Ins - City Clerk	1,168.49	636.20	942.13	963.39	963.39	864.00	
	Subtotal Salaries & Benefits	307,919.25	251,263.29	271,382.91	369,991.11	366,248.50	409,032.46	
11.6220.1530	Property/Building Insurance	478.75	655.50	808.75	808.75	808.75	1,043.00	
11.6220.1540	Public Official Insurance/Bond	750.00	750.00	750.00	750.00	750.00	750.00	
11.6220.1810	Audit/Accounting	-	-	-	-	-	-	
11.6220.1830	Legal Services	5,458.00	25,515.25	4,013.00	15,000.00	15,000.00	10,000.00	
11.6220.1840	Survey/Appraisal Services	47,680.00	86,532.64	22,118.00	42,000.00	42,000.00	45,000.00	Appraisal Co of Alaska \$22k / Alaska Cama \$19.9k
11.6220.1870	Other Professional/Contract Sv	40,942.68	34,715.84	38,540.40	45,000.00	45,000.00	45,000.00	Caselle Mo Mtncs Fees \$8020, Canon Mo Fees \$4,659, SOA Recording Fees, Pitney Bowes \$625, Duncan GIS, Tex R US, Code Publishing Inc
11.6220.1920	Election Expenses	12,880.80	9,833.59	5,352.72	9,100.00	9,100.00	9,000.00	
11.6220.1940	Advertising	2,061.52	4,875.40	2,712.47	5,000.00	5,000.00	5,000.00	
11.6220.2010	Communications	1,235.28	1,649.03	875.35	1,500.00	1,500.00	1,500.00	GCI LD, NJUS Phones / Internet
11.6220.2012	Computer Network/Hardware/Soft	5,957.19	2,262.36	2,516.33	2,000.00	2,500.00	2,500.00	ArcGIS Renewal \$406, MSDS Online \$89, Municode, GCSIT
11.6220.2020	Dues & Memberships	525.00	559.00	70.00	525.00	525.00	525.00	AAMC Dues \$70, IIMC Dues \$280
11.6220.2030	Travel, Training & Related Cost	3,707.82	3,260.20	342.50	4,800.00	4,800.00	4,500.00	
11.6220.2070	Office Supplies	3,358.53	606.65	1,439.06	3,400.00	3,400.00	3,000.00	
11.6220.2071	Operating Supplies	8,679.21	8,873.92	12,230.34	8,400.00	9,000.00	10,000.00	Boynton Copy Fees \$3200, Purchase Power Postage \$4000, Chinook Printing, AC, Safeway
11.6220.2073	Resale Supplies	1,047.12	-	-	1,000.00	1,000.00	500.00	
11.6220.3010	Sponsorship/Donation/Contribut	1,330.00	-	-	1,000.00	1,000.00	500.00	
11.6220.4050	Small Tools & Equipment	-	66.65	-	-	-	100.00	
11.6220.7001	Salaries - Clerk (Bldg Mtnc)	-	-	-	-	-	-	
11.6220.7002	Salaries - Janitorial	-	-	-	-	-	-	
11.6220.7005	Building Maint Contracts	12.50	90.79	49.82	100.00	100.00	100.00	Annual Fire inspection
11.6220.7010	Bldg Maint Materials & Supply	107.03	367.18	175.79	400.00	400.00	400.00	
11.6220.7011	Janitorial Services & Supplies	59.65	44.49	96.86	150.00	150.00	150.00	
11.6220.7020	Building Utilities 25%	-	-	-	-	-	-	
11.6220.7021	Utilities - Electric	4,563.62	4,240.38	3,354.01	4,300.00	4,300.00	4,500.00	
11.6220.7022	Utilities - Water	504.70	538.80	399.45	550.00	550.00	550.00	
11.6220.7023	Utilities - Sewer	204.63	245.53	178.56	250.00	250.00	250.00	
11.6220.7024	Utilities - Garbage	201.88	205.97	164.99	225.00	225.00	225.00	
11.6220.7025	Utilities - Heat	2,996.69	3,330.17	2,010.21	3,400.00	3,400.00	3,400.00	
11.6220.7530	Cash - Over/Short	(54.50)	6.10	-	50.00	50.00	50.00	
11.6220.7540	Banking / Credit Card Fees	-	365.18	-	10.00	10.00	10.00	
11.6220.8030	Machinery & Equipment	-	-	-	-	-	-	
	Total City Clerk:	452,607.35	440,853.91	369,581.52	519,709.86	517,067.25	557,585.46	

FY2022 Approved Budget General Fund Expense		F19 Actuals	F20 Actuals	F21 YTD Actuals @ 4.30.2021	O-20-06-01 F21 Approved Budget	O-21-02-01 F21 Approved Amended Budget	O-21-06-01 F22 Approved Budget	Budget Notes
Planning & Engineering								
11.6230.1101	Salaries - Planning & Engineer	19,357.76	28,569.23	22,132.55	38,169.50	38,169.50	46,909.00	Building Inspector (50% shared in Bldg Mtnc)
11.6230.1301	Stipends - Planning Commission	3,280.00	3,280.00	2,520.00	3,360.00	3,360.00	3,360.00	
11.6230.1411	Accrued Personal Leave - P & E	916.37	-	-	1,000.00	1,000.00	1,225.22	
11.6230.1421	Health Insurance - P & E	1,582.90	3,280.44	2,189.70	4,774.98	4,774.98	5,137.68	
11.6230.1431	Life Insurance - P & E	1.12	1.60	-	69.00	69.00	69.00	
11.6230.1441	FICA/Medicare - P & E	1,550.93	2,185.57	1,693.13	2,919.97	2,919.97	3,588.54	
11.6230.1461	PERS - P & E	4,535.25	8,056.07	4,869.13	8,397.29	8,397.29	10,319.98	
11.6230.1471	Workers' Comp Ins - P & E	-	2,830.00	2,500.10	2,500.10	2,500.10	2,298.54	
	Subtotal Salaries & Benefits	31,224.33	48,202.91	35,904.61	61,190.84	61,190.84	72,907.96	
11.6230.1520	Vehicle Insurance	418.00	418.00	418.00	418.00	418.00	418.00	99 Chevy Suburban
11.6230.1820	Engineering/Architectural Svcs	51,672.26	35,636.03	40,000.00	40,000.00	40,000.00	40,000.00	Bristol Task Order No 1 - General Engineering Svcs
11.6230.1830	Legal Services	-	162.00	-	250.00	250.00	250.00	
11.6230.1870	Other Professional/Contract Sv	27,090.46	5,904.30	7,794.70	35,000.00	35,000.00	42,250.00	Canon 30% \$400, Contractual Planner \$25,000, Survey City Right-of-Way 5 @ \$1350 = \$6750
11.6230.1940	Advertising	716.35	43.15	116.87	800.00	800.00	800.00	Planning Commission and Public Hearing Ads
11.6230.2010	Communications	289.67	314.95	149.45	350.00	350.00	350.00	NJUS phone, internet Svcs billed quarterly
11.6230.2012	Computer Network/Hardware/Soft	1,816.00	1,333.31	746.12	2,000.00	2,000.00	2,000.00	
11.6230.2020	Dues & Memberships	318.33	748.34	748.33	800.00	800.00	800.00	NAPC \$50, ICC \$ 108.34, ASFPM Floodplain \$165, National Fire Protection \$475
11.6230.2030	Travel, Training & Related Cost	4,588.23	4,209.00	1,013.44	6,000.00	6,000.00	4,500.00	
11.6230.2070	Office Supplies	320.11	205.84	36.90	500.00	500.00	500.00	
11.6230.2071	Operating Supplies	2,232.94	1,944.16	794.24	2,000.00	2,000.00	2,000.00	Boynton Copy Fees \$500, Planning Commission Events, Code Books
11.6230.4010	Gas & Oil Supplies	318.83	324.29	730.97	500.00	750.00	750.00	
11.6230.4020	Vehicle/Eq Parts & Supply	198.51	-	-	500.00	500.00	500.00	
11.6230.4030	Vehicle/Eq Maintenance	-	-	-	500.00	500.00	500.00	
11.6230.4040	Vehicle Regis & Permits	-	10.00	-	10.00	10.00	10.00	
11.6230.4070	Demolition/Abatement	1,200.00	1,515.15	-	4,000.00	4,000.00	6,000.00	
	Total Planning & Engineering:	122,404.02	100,971.43	88,453.63	154,818.84	155,068.84	174,535.96	

FY2022 Approved Budget General Fund Expense		F19 Actuals	F20 Actuals	F21 YTD Actuals @ 4.30.2021	O-20-06-01 F21 Approved Budget	O-21-02-01 F21 Approved Amended Budget	O-21-06-01 F22 Approved Budget	Budget Notes
Police								
11.6310.1101	Salaries - Chief of Police	106,782.87	83,602.60	44,137.92	101,587.00	66,587.00	122,863.00	1 Chief of Police
11.6310.1102	Salaries - Officers	687,112.89	406,649.92	250,055.48	804,766.00	489,766.00	902,167.00	1 Deputy Chief, 2 Sergeants, 8 Officers
11.6310.1103	Salaries - Dispatch	285,419.93	231,226.14	159,279.01	298,702.00	230,702.00	450,191.00	1 CO Supv, 2 CO1, 3 CO2, 2 CO I (PT), 2 CO II (PT)
11.6310.1104	Salaries - Other Staff	28,050.40	80,762.60	85,768.80	133,890.00	118,890.00	176,137.00	1 Admin Asst, 1 Victim Advocate, 1 Accreditation Manager - Start 1.1.22, 1 PT Evidence Custodian
11.6310.1105	Salaries-Community Sv Officer	89,548.83	49,839.86	26,286.63	61,922.00	36,922.00	74,334.00	2 CSO PT
11.6310.1106	Salaries - Investigators	-	212,677.00	101,626.84	152,607.00	130,607.00	85,714.00	1 Investigator
11.6310.1201	Salaries - Officer Overtime	140,776.80	81,644.64	80,607.54	100,000.00	67,500.00	70,000.00	
11.6310.1202	Salaries - Dispatch Overtime	26,457.53	21,408.77	18,449.06	30,000.00	20,000.00	15,000.00	
	Salaries - Vacancy Savings						(92,227.00)	PO I - 3,144 hours (1.5 Positions)
	Salaries - Vacancy Savings						(22,725.00)	CO I - 1,056 hours (.50 Positions)
11.6310.1411	Accrued Personal Leave - NPD	58,363.33	35,237.04	33,078.40	53,061.00	53,061.00	39,281.31	\$ 2,477.10 - Vacancy Savings
11.6310.1421	Health Insurance - NPD	185,591.28	199,841.00	128,881.61	293,106.82	200,917.08	353,136.48	\$20,550.72 - Vacancy Savings
11.6310.1431	Life Insurance - NPD	1,834.10	1,854.57	1,141.30	2,526.32	1,626.32	3,037.50	\$ 287.28 - Vacancy Savings
11.6310.1441	FICA/Medicare - NPD	110,057.01	92,454.93	60,980.12	128,785.91	88,814.51	145,075.06	\$ 8,793.82 - Vacancy Savings
11.6310.1461	PERS - NPD	217,079.51	308,468.49	155,423.60	348,015.00	243,478.62	383,579.46	\$25,289.44 - Vacancy Savings
11.6310.1471	Workers' Comp Insurance - NPD	56,536.00	48,694.80	38,279.04	66,286.51	66,286.51	51,422.89	\$ 3,789.47 - Vacancy Savings
	Benefits - Vacancy Savings						(61,187.83)	
	Subtotal Salaries & Benefits:	1,993,610.48	1,854,362.36	1,183,995.35	2,575,255.56	1,815,158.04	2,695,798.87	
11.6310.1520	Vehicle Insurance	7,440.00	8,501.96	10,565.36	9,152.00	10,565.36	9,861.00	
11.6310.1530	Property/Building Insurance	4,736.86	8,026.35	9,898.80	9,898.80	9,898.80	12,707.11	
11.6310.1550	Liability Insurance	62,653.00	68,819.00	107,553.00	107,553.00	107,553.00	113,461.00	
11.6310.1830	Legal Services	8,956.67	13,641.75	5,113.00	12,000.00	12,000.00	12,000.00	
11.6310.1870	Other Professional/Contract Sv	24,431.58	21,036.22	29,064.22	25,000.00	30,295.01	26,000.00	APSIN \$708.72, Crimestar \$1800, Canon \$2646, Kustom Signal Radar Recerts, GCSIT - APSIN IT work, Public Safety Comm Background checks, Trane Prof Services, AV- Interview Room
11.6310.1940	Advertising	325.00	722.80	1,962.60	1,000.00	2,500.00	2,000.00	
11.6310.1950	Buildings/Land Rental	-	3,600.00	-	-	-	33,600.00	City Apartment use / Revenue Offset \$27,600
11.6310.2010	Communications	12,964.67	14,626.04	11,405.82	13,000.00	13,000.00	13,000.00	
11.6310.2012	Computer Network/Hardware/Soft	37,019.54	6,651.68	23,222.19	15,000.00	25,438.98	35,000.00	MSDS Online \$110, Smartnet Renew \$3531, Axon Evidence Storage, Body Cams \$10,437, REVL, 48Port Switch \$20k
11.6310.2020	Dues & Memberships	190.00	-	755.00	1,200.00	1,200.00	1,200.00	IACP Membership \$190, Police One Membership
11.6310.2030	Travel, Training & Related Cost	58,041.47	65,561.62	36,152.27	70,000.00	70,000.00	80,000.00	Auditor recommended more training. New Police employees will need to attend the academy in Sitka.
11.6310.2040	Uniform/Clothing	6,429.15	11,410.47	12,788.48	12,000.00	12,000.00	12,000.00	3-4 new officers/Sgt/Investigator full uniforms/ballistic vests
11.6310.2070	Office Supplies	1,117.83	3,467.83	1,787.90	4,000.00	4,000.00	4,000.00	
11.6310.2071	Operating Supplies	14,975.37	10,005.55	16,504.57	13,500.00	18,500.00	18,000.00	Boynton Copy Fees, Business Cards, National Night Out Event, Evidence Supplies, Foremost Promotions, Brownells, Amazon, Galls, Batteries,
11.6310.2120	Firearms & Ammunition	109.99	3,625.57	13,255.18	10,500.00	12,500.00	25,000.00	Ammunition levels are near zero. Intend to purchase 3 shotguns, 3 patrol rifles, and 3 ACOG scopes for the rifles, and ammunition for all firearms in the armory.

FY2022 Approved Budget General Fund Expense		F19 Actuals	F20 Actuals	F21 YTD Actuals @ 4.30.2021	O-20-06-01 F21 Approved Budget	O-21-02-01 F21 Approved Amended Budget	O-21-06-01 F22 Approved Budget	Budget Notes
11.6310.2130	Impound Fee Expense	250.00	2,800.00	125.00	4,000.00	4,000.00	3,000.00	RJs Auto towing fees when dispatch requests a vehicle be towed
11.6310.2140	Investigations	3,984.00	5,178.70	18,967.31	4,000.00	6,500.00	10,000.00	Evidence Postage Out, SART fees not covered by the SOA
11.6310.2704	Recruitment	7,190.45	4,493.46	14,946.86	9,000.00	15,000.00	12,000.00	Psych Testing, Recruitment Advertising, Airfare and hotel fees, NSHC Physicals
11.6310.4010	Gas & Oil Supplies	28,803.24	25,130.68	14,990.03	29,000.00	29,000.00	28,000.00	Gas & Oil for vehicles
11.6310.4020	Vehicle/Eq Parts & Supply	12,008.18	28,628.67	17,061.61	35,000.00	35,000.00	30,000.00	
11.6310.4030	Vehicle/Eq Maintenance	14,748.51	32,704.31	14,636.05	35,000.00	35,000.00	30,000.00	
11.6310.4040	Vehicle Regis & Permits	20.00	211.00	10.00	250.00	250.00	250.00	
11.6310.4050	Small Tools & Equipment	1,100.55	3,207.01	8,496.61	2,500.00	3,500.00	2,500.00	PBT \$800 ea - need 2 minimum/ PBT Mouthpieces, Redline Throwline Bags
11.6310.4060	Tools & Equip Repair & Maint	934.35	323.74	1,855.37	500.00	1,855.37	500.00	
11.6310.7001	Salaries - NPD (Bldg Mtnc)	-	-	-	-	-	-	
11.6310.7002	Salaries - Janitorial	-	-	-	-	-	-	
11.6310.7005	Building Maint Contracts	5,647.46	1,297.01	8,302.82	2,500.00	2,500.00	1,250.00	Annual Fire inspection and for Trane with technical assistance with the Air Handlers
11.6310.7010	Bldg Maint Materials & Supply	5,098.51	4,415.70	4,386.13	5,000.00	5,000.00	4,000.00	
11.6310.7011	Janitorial Services & Supplies	429.98	1,657.89	378.38	2,500.00	2,500.00	1,800.00	
11.6310.7020	Building Utilities	-	-	-	-	-	-	
11.6310.7021	Utilities - Electric 73%	30,863.53	36,947.86	30,901.36	35,000.00	35,000.00	35,000.00	
11.6310.7022	Utilities - Water 73%	2,078.62	2,440.63	1,839.46	2,800.00	2,800.00	2,500.00	
11.6310.7023	Utilities - Sewer 73%	-	-	441.65	-	500.00	500.00	
11.6310.7024	Utilities - Garbage 73%	1,726.40	2,081.61	1,667.96	2,200.00	2,200.00	2,250.00	
11.6310.7025	Utilities - Heat 73%	22,502.95	32,784.65	19,038.40	30,000.00	30,000.00	33,000.00	
11.6310.8030	Machinery & Equipment	10,633.00	99,218.76	20,990.00	15,000.00	20,990.00	15,000.00	Taser Contract - \$ 10,800
Total Police:		2,381,021.34	2,377,580.88	1,643,058.74	3,093,309.36	2,376,204.56	3,305,177.98	

FY2022 Approved Budget General Fund Expense		F19 Actuals	F20 Actuals	F21 YTD Actuals @ 4.30.2021	O-20-06-01 F21 Approved Budget	O-21-02-01 F21 Approved Amended Budget	O-21-06-01 F22 Approved Budget	Budget Notes
Animal Control								
11.6312.1102	Salaries - Animal Control	-	835.92	-	-	-	-	
11.6312.1201	Salaries - Overtime	-	-	-	-	-	-	
11.6312.1411	Accrued Personal Leave	-	-	-	-	-	-	
11.6312.1421	Health Insurance	-	-	-	-	-	-	
11.6312.1431	Life Insurance	-	-	-	-	-	-	
11.6312.1441	FICA/Medicare	-	63.95	-	-	-	-	
11.6312.1461	PERS	-	-	-	-	-	-	
11.6312.1471	Workers' Comp Insurance	-	-	-	-	-	-	
	Subtotal Salaries & Benefits	-	899.87	-	-	-	-	
11.6312.1520	Vehicle Insurance	868.00	868.00	868.00	868.00	868.00	418.00	
11.6312.1830	Legal Services	-	-	-	-	-	-	
11.6312.1870	Other Professional/Contract Sv	26,417.12	13,252.68	21,981.53	25,000.00	25,000.00	25,000.00	
11.6312.1940	Advertising	-	-	1,938.50	-	-	1,000.00	
11.6312.2010	Communications	195.23	210.48	97.19	250.00	250.00	250.00	
11.6312.2012	Computer Network/Hardware/Soft	109.54	362.67	342.34	110.00	110.00	110.00	
11.6312.2030	Travel, Training & Related Cost	-	-	-	-	-	-	
11.6312.2070	Office Supplies	342.70	78.85	-	350.00	350.00	350.00	
11.6312.2071	Operating Supplies	1,884.77	2,426.85	2,959.05	5,000.00	5,000.00	5,000.00	
11.6312.4010	Gas & Oil Supplies	1,301.34	491.73	334.07	1,400.00	1,400.00	1,000.00	
11.6312.4020	Vehicle/Eq Parts & Supply	2,349.02	479.50	-	3,000.00	3,000.00	2,500.00	
11.6312.4030	Vehicle/Eq Maintenance	2,600.86	539.91	-	3,000.00	3,000.00	2,500.00	
11.6312.4040	Vehicle Regis & Permits	10.00	-	10.00	10.00	10.00	10.00	
11.6312.7001	Salaries - AC (Bldg Mtnc)	-	-	-	-	-	-	
11.6312.7010	Bldg Maint Materials & Supply	1,095.03	-	99.45	2,000.00	2,000.00	1,000.00	
11.6312.7011	Janitorial Services & Supplies	11.57	388.12	729.82	500.00	1,000.00	1,000.00	
11.6312.7020	Building Utilities	-	-	-	-	-	-	
11.6312.7021	Utilities - Electric	680.59	696.25	488.37	700.00	700.00	700.00	
11.6312.7022	Utilities - Water	-	-	-	-	-	-	
11.6312.7023	Utilities - Sewer	-	-	-	-	-	-	
11.6312.7024	Utilities - Garbage	-	-	-	-	-	-	
11.6312.7025	Utilities - Heat	628.29	704.84	401.64	750.00	750.00	750.00	
11.6312.7540	Credit Card Service Fees	-	-	-	-	-	-	
11.6312.7550	Bad Debt	-	-	-	-	-	-	
11.6312.8010	Land/Building & Improvements	-	-	-	-	-	-	
11.6312.8030	Machinery & Equipment	-	10,745.73	-	11,050.00	11,050.00	5,000.00	Placeholder
	Total Animal Control:	38,494.06	32,145.48	30,249.96	53,988.00	54,488.00	46,588.00	

FY2022 Approved Budget General Fund Expense		F19 Actuals	F20 Actuals	F21 YTD Actuals @ 4.30.2021	O-20-06-01 F21 Approved Budget	O-21-02-01 F21 Approved Amended Budget	O-21-06-01 F22 Approved Budget	Budget Notes
Emergency Services								
11.6322.1101	Salaries - Emerg Svs Admin	75,021.10	60,223.13	33,584.68	125,913.33	73,413.33	135,169.00	2 EST, 1 ESA (PT)
11.6322.1201	Overtime - Emerg Svs Admin	2,484.10	2,276.39	2,954.27	2,500.00	2,500.00	5,000.00	
11.6322.1301	Chief Stipend	12,000.00	9,000.00	6,000.00	12,000.00	12,000.00	12,000.00	
11.6322.1411	Accrued Personal Leave - ES	-	-	6,458.48	600.00	7,500.00	2,633.10	
11.6322.1421	Health Insurance - ES	6,871.57	7,958.30	2,771.18	9,550.00	4,607.79	20,550.72	
11.6322.1431	Life Insurance - ES	112.71	114.18	49.12	138.00	138.00	276.00	
11.6322.1441	FICA/Medicare - ES	6,862.44	5,469.73	3,824.79	9,823.61	6,373.61	10,722.91	
11.6322.1461	PERS - ES	12,557.92	13,498.14	4,383.71	14,654.20	7,154.20	26,649.26	
11.6322.1471	Workers' Comp Insurance - ES	6,258.03	6,109.98	4,009.37	4,103.65	4,103.65	2,957.54	
11.6322.1472	Special Disability Insurance	7,126.34	6,144.00	6,244.00	6,144.00	6,244.00	6,244.00	
	Subtotal Salaries & Benefits:	129,294.21	110,793.85	70,279.60	185,426.79	124,034.58	222,202.53	
11.6322.1520	Vehicle/Boat Insurance	26,556.00	26,556.00	26,556.00	26,556.00	26,556.00	25,985.00	
11.6322.1530	Property/Building Insurance	5,796.54	6,223.65	7,675.40	7,675.40	7,675.40	9,878.04	
11.6322.1830	Legal Services	-	304.50	-	-	-	500.00	
11.6322.1870	Other Professional/Contract Sv	18,292.04	12,791.67	22,242.17	30,000.00	30,000.00	30,000.00	Systems Design West \$ 30k
11.6322.1910	Volunteer Incentives	55,139.50	56,802.50	64,235.00	65,000.00	65,000.00	70,000.00	Volunteer Electricity Credits - Applied through NJUS Oct-Mar/NVAD & NVFD Monthly Billings
11.6322.1940	Advertising	-	-	-	250.00	250.00	-	
11.6322.2010	Communications	4,992.38	4,731.19	3,574.92	6,500.00	6,500.00	5,500.00	
11.6322.2012	Computer Network/Hardware/Sof	455.08	896.53	900.40	8,000.00	8,000.00	5,000.00	Smartnet Renew \$121, Image Trend \$438, MSDS Online \$90
11.6322.2030	Travel, Training & Related Cost	18,106.87	28,846.40	4,773.49	25,000.00	25,000.00	25,000.00	
11.6322.2040	Uniforms/Clothing	4,169.67	7,211.10	14,866.31	15,000.00	15,000.00	15,000.00	PPE \$4800 ea
11.6322.2070	Office Supplies	137.32	-	155.62	250.00	250.00	250.00	
11.6322.2071	Operating Supplies	1,747.12	1,836.63	2,978.56	5,000.00	5,000.00	3,000.00	Propane, AEDs
11.6322.3040	Emergency Preparedness	-	-	-	-	-	-	
11.6322.4010	Gas & Oil Supplies	6,466.04	6,982.71	5,760.78	7,000.00	7,000.00	5,000.00	
11.6322.4020	Vehicle/Boat/Eq Parts & Suppl	1,999.93	4,950.24	3,926.00	3,000.00	3,000.00	3,000.00	
11.6322.4030	Vehicle/Boat/Eq Maintenance	4,042.01	5,487.30	5,180.50	7,000.00	7,000.00	17,000.00	Medic 2 - engine oil leak - est \$10k
11.6322.4040	Vehicle/Boat Regis & Permits	60.00	70.00	60.00	100.00	100.00	100.00	
11.6322.4050	Small Tools & Equipment	46,870.03	8,860.99	15,607.60	12,000.00	12,000.00	15,000.00	
11.6322.4060	Tools & Eq Repair & Maint	3,230.89	3,654.70	1,181.50	5,000.00	5,000.00	5,000.00	
11.6322.7005	Building Maint Contracts	2,070.83	804.09	3,353.63	1,500.00	1,500.00	350.00	
11.6322.7010	Bldg Maint Materials & Supply	6,641.58	6,159.22	3,624.47	7,500.00	7,500.00	5,000.00	
11.6322.7011	Janitorial Services & Supplies	215.30	913.58	237.67	1,000.00	1,000.00	500.00	

FY2022 Approved Budget General Fund Expense		F19 Actuals	F20 Actuals	F21 YTD Actuals @ 4.30.2021	O-20-06-01 F21 Approved Budget	O-21-02-01 F21 Approved Amended Budget	O-21-06-01 F22 Approved Budget	Budget Notes
11.6322.7021	Utilities - Electric -PSB 27%	10,379.86	13,665.64	11,429.28	13,000.00	13,000.00	13,700.00	
11.6322.7022	Utilities - Water - PSB 27%	1,280.42	1,948.14	680.35	1,100.00	1,100.00	900.00	
11.6322.7023	Utilities - Sewer -PSB 27%	-	-	163.35	-	163.35	200.00	
11.6322.7024	Utilities - Garbage - PSB 27%	1,068.76	769.94	616.94	950.00	950.00	850.00	
11.6322.7025	Utilities - Heat - PSB 27%	14,118.16	11,874.74	7,041.59	12,000.00	12,000.00	12,000.00	
11.6322.7121	Utilities - Electric - IV	2,799.90	3,313.40	2,381.13	2,800.00	2,800.00	3,000.00	
11.6322.7122	Utilities - Water - IV	588.12	441.09	441.09	600.00	600.00	600.00	
11.6322.7123	Utilities - Sewer - IV	705.72	529.29	529.29	750.00	750.00	725.00	
11.6322.7124	Utilities - Garbage -IV	-	-	-	-	-	-	
11.6322.7125	Utilities - Heat - IV	4,977.87	5,876.03	3,690.31	5,500.00	5,500.00	6,000.00	
11.6322.7221	Utilities - Electric - NVFD	6,871.41	6,636.71	6,118.23	6,500.00	6,500.00	6,800.00	
11.6322.7222	Utilities - Water - NVFD	3,099.12	2,053.68	2,324.34	3,200.00	3,200.00	3,100.00	
11.6322.7223	Utilities - Sewer - NVFD	893.04	893.04	669.78	1,000.00	1,000.00	900.00	
11.6322.7224	Utilities - Garbage - NVFD	1,863.34	1,900.97	1,523.17	1,950.00	2,044.12	2,050.00	
11.6322.7225	Utilities - Heat - NVFD	16,171.91	18,456.47	12,369.55	18,000.00	18,000.00	18,500.00	
11.6322.7550	Bad Debt	22,642.50	(13,170.15)	21,713.29	30,000.00	30,000.00	22,000.00	
11.6322.8010	Land/Building & Improvements	-	-	-	-	-	-	
11.6322.8030	Machinery & Equipment	-	79,493.82	15,510.90	30,000.00	30,000.00	48,000.00	Scott Air Paks 8 @ \$6000 = \$48,000
Total Emergency Services:		423,743.47	429,559.66	344,372.21	546,108.19	484,973.45	602,590.57	

FY2022 Approved Budget General Fund Expense		F19 Actuals	F20 Actuals	F21 YTD Actuals @ 4.30.2021	O-20-06-01 F21 Approved Budget	O-21-02-01 F21 Approved Amended Budget	O-21-06-01 F22 Approved Budget	Budget Notes
Public Works								
11.6330.1101	Salaries - Bldg Inspector	-	-	-	-	-	-	
11.6330.1102	Salaries - Building Maint	300,267.03	301,399.91	219,718.14	332,931.50	336,931.50	309,940.00	1 Supv, 1.5 Bldg Mtnc, 1 Laborer, 1 Custodian, 1 Seasonal Temp
11.6330.1105	Salaries - Janitor	10,800.35	-	-	-	-	-	
11.6330.1201	Salaries - Overtime	4,249.78	1,466.06	9,231.15	2,500.00	5,500.00	5,000.00	
11.6330.1411	Accrued Personal Lv- Bldg Mtnc	3,873.52	-	14,410.34	4,250.00	16,284.62	7,866.53	
11.6330.1421	Health Insurance - Bldg Mtnc	55,427.95	71,991.73	63,449.55	77,691.78	77,691.78	76,499.76	
11.6330.1431	Life Insurance - Bldg Mtnc	553.41	505.23	416.61	590.64	590.64	628.16	
11.6330.1441	FICA/Medicare - Bldg Mtnc	26,063.58	23,286.17	18,668.40	25,469.25	27,441.78	24,092.90	
11.6330.1461	PERS - Bldg Mtnc	71,322.35	84,390.30	50,333.21	70,669.17	75,169.17	66,786.94	
11.6330.1471	Workers' Comp Insur - Bldg Mtn	36,124.79	26,860.35	20,877.17	21,970.76	21,970.76	15,432.07	
	Subtotal Salaries & Benefits	508,682.76	509,899.75	397,104.57	536,073.10	561,580.25	506,246.36	
11.6330.1520	Vehicle Insurance	6,113.00	6,113.00	6,113.00	6,113.00	6,113.00	4,491.00	
11.6330.1530	Property/Building Insurance	105.60	145.00	178.80	178.80	178.80	230.85	
11.6330.1870	Other Professional/Contract Sv	-	-	-	-	-	-	
11.6330.1940	Advertising	-	-	333.33	-	-	-	
11.6330.2010	Communications	642.82	728.39	398.31	1,500.00	1,500.00	1,000.00	Local Telephone, LD, Internet
11.6330.2012	Computer Network/Hardware/Soft	237.49	1,387.19	342.33	500.00	500.00	500.00	MSDS Online \$90
11.6330.2030	Travel, Training & Related Cost	1,800.00	2,588.85	-	3,000.00	3,000.00	3,000.00	
11.6330.2040	Uniform/Clothing	-	235.50	842.42	500.00	1,000.00	500.00	
11.6330.2070	Office Supplies	150.08	-	88.95	150.00	150.00	200.00	
11.6330.2071	Operating Supplies	243.41	374.79	1,601.91	2,000.00	2,000.00	750.00	Safeway Purchases
11.6330.2612	Salaries - Veh R/M - Bldg Mtnc	-	-	-	-	-	-	
11.6330.4010	Gas & Oil Supplies	10,138.92	10,555.18	5,574.09	10,000.00	10,000.00	10,000.00	
11.6330.4020	Vehicle/Eq Parts & Supply	742.02	5,113.47	180.74	5,000.00	5,000.00	5,000.00	
11.6330.4030	Vehicle/Eq Maintenance	344.80	2,848.27	180.50	10,000.00	10,000.00	7,000.00	6 vehicles to maintain
11.6330.4040	Vehicle Regis & Permits	40.00	30.00	40.00	60.00	60.00	-	
11.6330.4050	Small Tools & Equipment	3,474.83	409.50	1,407.58	5,000.00	5,000.00	5,000.00	Analyzer for Boiler Mtnc \$3500, Builders Expenses
11.6330.4060	Tools & Eq Repair & Maint	1,070.65	181.00	831.46	1,000.00	1,000.00	1,000.00	
11.6330.7010	Bldg Maint Materials & Supply	3,788.14	8,392.02	7,038.77	10,000.00	10,000.00	9,000.00	
11.6330.7011	Janitorial Services & Supplies	8,616.23	566.95	1,384.75	2,000.00	2,000.00	2,000.00	
11.6330.8030	Machinery & Equipment	-	-	-	-	-	-	
	Total Public Works:	546,190.75	549,568.86	423,641.51	593,074.90	619,082.05	555,918.21	

FY2022 Approved Budget General Fund Expense		F19 Actuals	F20 Actuals	F21 YTD Actuals @ 4.30.2021	O-20-06-01 F21 Approved Budget	O-21-02-01 F21 Approved Amended Budget	O-21-06-01 F22 Approved Budget	Budget Notes
St. Joseph's Church								
11.6331.1421	Health Insurance - OSJ	-	-	-	-	-	-	
11.6331.1431	Life Insurance - OSJ	-	-	-	-	-	-	
11.6331.1441	FICA/Medicare - OSJ	-	-	-	-	-	-	
11.6331.1461	PERS - OSJ	-	-	-	-	-	-	
11.6331.1471	Workers' Comp Insurance - OSJ	-	-	-	-	-	-	
11.6331.1530	Property/Building Insurance	4,485.00	5,928.00	4,452.00	4,452.00	4,452.00	5,597.00	
11.6331.1870	Other Professional/Contract Sv	-	-	-	-	-	-	
11.6331.1940	Advertising	-	-	-	-	-	-	
11.6331.2010	Communications	451.18	441.02	368.82	600.00	600.00	500.00	Local Telephone
11.6331.2012	Computer Network/Hardware/Soft	301.54	121.22	188.22	250.00	250.00	250.00	MSDS Online \$90, Smartnet Renew \$99
11.6331.2070	Office Supplies	-	-	-	-	-	-	
11.6331.2071	Operating Supplies	-	-	-	-	-	-	
11.6331.7001	Salaries - OSJ (Bldg Mtnc)	-	-	-	-	-	-	
11.6331.7002	Salaries - Janitorial	-	-	-	-	-	-	
11.6331.7005	Building Maint Contracts	-	-	70.00	2,000.00	2,000.00	2,000.00	Deep Clean Spring & Fall
11.6331.7010	Bldg Maint Materials & Supply	866.69	2,675.75	268.02	2,250.00	2,250.00	1,000.00	
11.6331.7011	Janitorial Services & Supplies	-	712.71	304.66	900.00	900.00	500.00	
11.6331.7020	Utilities - OSJ	-	-	-	-	-	-	
11.6331.7021	Utilities - Electric	2,095.84	2,008.73	1,636.29	2,025.00	2,025.00	2,100.00	
11.6331.7022	Utilities - Water	909.24	909.24	681.93	925.00	925.00	925.00	
11.6331.7023	Utilities - Sewer	893.04	893.04	669.78	900.00	900.00	900.00	
11.6331.7024	Utilities - Garbage	1,614.94	1,647.53	1,320.18	1,700.00	1,700.00	1,800.00	
11.6331.7025	Utilities - Heat	7,076.28	8,640.22	5,394.59	8,000.00	8,000.00	8,500.00	
11.6331.8030	Machinery & Equipment	-	491.78	-	-	-	-	
Total St. Joseph's Church:		18,693.75	24,469.24	15,354.49	24,002.00	24,002.00	24,072.00	

FY2022 Approved Budget General Fund Expense		F19 Actuals	F20 Actuals	F21 YTD Actuals @ 4.30.2021	O-20-06-01 F21 Approved Budget	O-21-02-01 F21 Approved Amended Budget	O-21-06-01 F22 Approved Budget	Budget Notes
Mini Convention Center								
11.6332.1421	Health Insurance - MCC	-	-	-	-	-	-	
11.6332.1431	Life Insurance - MCC	-	-	-	-	-	-	
11.6332.1441	FICA/Medicare - MCC	-	-	-	-	-	-	
11.6332.1461	PERS - MCC	-	-	-	-	-	-	
11.6332.1471	Workers' Comp Insurance - MCC	-	-	-	-	-	-	
11.6332.1530	Property/Building Insurance	18,185.00	26,489.00	31,415.00	26,891.00	31,415.00	32,064.00	
11.6332.1820	Engineering/Architectural Svcs	-	-	-	-	-	-	
11.6332.1870	Other Professional/Contract Sv	807.65	246.67	-	500.00	500.00	500.00	
11.6332.2010	Communications	505.22	557.02	413.32	700.00	700.00	650.00	Local Telephone
11.6332.2012	Computer Network/Hardware/Soft	109.54	121.22	89.22	250.00	250.00	250.00	MSDS Online \$90
11.6332.2071	Operating Supplies	58.54	-	-	100.00	100.00	-	
11.6332.4050	Small Tools & Equipment	4,118.00	1,296.22	142.75	2,500.00	2,500.00	1,500.00	
11.6332.4060	Tools & Eq Repair & Maint	-	164.02	-	500.00	500.00	-	
11.6332.7001	Salaries - MCC (Bldg Mtnc)	-	-	-	-	-	-	
11.6332.7002	Salaries - Janitorial	-	-	-	-	-	-	
11.6332.7005	Building Maintenance Contracts	-	9,049.01	70.00	3,000.00	3,000.00	3,000.00	Deep Clean in Spring
11.6332.7010	Bldg Maint Materials & Supply	1,351.96	1,429.46	3,340.73	3,500.00	4,000.00	6,000.00	Carpet
11.6332.7011	Janitorial Services & Supplies	-	1,129.13	133.37	1,500.00	1,500.00	1,100.00	
11.6332.7020	Utilities - MCC	-	-	-	-	-	-	
11.6332.7021	Utilities - Electric	5,732.56	5,966.55	7,212.26	5,700.00	9,100.00	5,800.00	
11.6332.7022	Utilities - Water	1,499.28	1,561.28	2,944.16	1,500.00	3,750.00	1,600.00	
11.6332.7023	Utilities - Sewer	937.68	1,012.08	2,886.90	1,000.00	3,600.00	1,100.00	
11.6332.7024	Utilities - Garbage	1,863.33	1,900.97	2,154.21	1,950.00	2,800.00	1,900.00	
11.6332.7025	Utilities - Heat	12,201.69	14,756.41	9,149.07	14,000.00	14,000.00	14,750.00	
Total Mini Convention Center:		47,370.45	65,679.04	59,950.99	63,591.00	77,715.00	70,214.00	

FY2022 Approved Budget General Fund Expense		F19 Actuals	F20 Actuals	F21 YTD Actuals @ 4.30.2021	O-20-06-01 F21 Approved Budget	O-21-02-01 F21 Approved Amended Budget	O-21-06-01 F22 Approved Budget	Budget Notes
Public Works Building								
11.6334.1421	Health Insurance - PWKS Bldg	-	-	-	-	-	-	
11.6334.1431	Life Insurance - PWKS Bldg	-	-	-	-	-	-	
11.6334.1441	FICA/Medicare - PWKS Bldg	-	-	-	-	-	-	
11.6334.1461	PERS - PWKS Bldg	-	-	-	-	-	-	
11.6334.1471	Workers' Comp Ins - PWKS Bldg	-	-	-	-	-	-	
11.6334.1530	Property/Building Insurance	190.00	1,699.00	2,095.00	2,095.00	2,095.00	2,701.00	
11.6334.1870	Other Professional/Contract Sv	-	-	-	500.00	500.00	-	
11.6334.2012	Computer Network/Hardware/Soft	-	-	-	-	-	-	
11.6334.4050	Small Tools & Equipment	151.79	-	-	200.00	200.00	10,000.00	Air Compressor
11.6334.7001	Salaries - Public Works Bldg	-	-	-	-	-	-	
11.6334.7005	Building Maintenance Contracts	60.00	60.00	70.00	100.00	100.00	100.00	SOA Boiler Inspection
11.6334.7010	Bldg Maint Materials & Supply	1,119.84	999.00	792.00	1,500.00	1,500.00	6,000.00	Heating Modine
11.6334.7011	Janitorial Services & Supplies	-	-	-	100.00	100.00	-	
11.6334.7020	Utilities - Public Works Bldg	-	-	-	-	-	-	
11.6334.7021	Utilities - Electric	6,871.41	6,636.69	6,118.18	6,500.00	6,500.00	6,900.00	
11.6334.7022	Utilities - Water	909.24	909.24	681.93	950.00	950.00	925.00	
11.6334.7023	Utilities - Sewer	893.04	893.04	669.78	950.00	950.00	925.00	
11.6334.7024	Utilities - Garbage	807.42	823.78	660.05	850.00	850.00	875.00	
11.6334.7025	Utilities - Heat	17,804.52	19,662.47	12,822.50	18,000.00	18,000.00	19,500.00	
	Total Public Works Building:	28,807.26	31,683.22	23,909.44	31,745.00	31,745.00	47,926.00	

FY2022 Approved Budget General Fund Expense		F19 Actuals	F20 Actuals	F21 YTD Actuals @ 4.30.2021	O-20-06-01 F21 Approved Budget	O-21-02-01 F21 Approved Amended Budget	O-21-06-01 F22 Approved Budget	Budget Notes
Senior Citizens Building								
11.6335.1421	Health Insurance - SCC	-	-	-	-	-	-	
11.6335.1431	Life Insurance - SCC	-	-	-	-	-	-	
11.6335.1441	FICA/Medicare - SCC	-	-	-	-	-	-	
11.6335.1461	PERS - SCC	-	-	-	-	-	-	
11.6335.1471	Workers' Comp Insurance - SCC	-	-	-	-	-	-	
11.6335.1530	Property/Building Insurance	2,085.00	2,860.00	3,527.00	3,527.00	3,527.00	4,589.00	
11.6335.1870	Other Professional/Contract Sv	-	-	-	-	-	-	
11.6335.2012	Computer Network/Hardware/Soft	-	-	-	-	-	-	
11.6335.2071	Operating Supplies	5,956.23	6,216.42	3,470.60	6,000.00	6,000.00	6,000.00	BFI Propane Expense
11.6335.4050	Small Tools & Equipment	-	105.00	-	250.00	250.00	-	
11.6335.7001	Salaries - SCC (Bldg Mtn)	-	-	-	-	-	-	
11.6335.7002	Salaries - SCC Janitorial	-	-	-	-	-	-	
11.6335.7005	Building Maintenance Contracts	4,584.44	6,027.39	3,855.89	10,000.00	10,000.00	31,500.00	SCC Elev Mtn \$2500, Yukon Fire Sprinkler, Fire Alarm Inspection \$1000, Freezer Insp
11.6335.7010	Bldg Maint Materials & Supply	13,199.22	2,074.17	5,414.52	6,500.00	6,500.00	2,500.00	
11.6335.7020	Utilities - SCC	-	-	-	-	-	-	
11.6335.7021	Utilities - Electric	14,129.05	12,296.97	9,029.53	13,500.00	13,500.00	12,500.00	
11.6335.7022	Utilities - Water	3,060.40	2,651.20	1,709.40	3,200.00	3,200.00	3,000.00	
11.6335.7023	Utilities - Sewer	2,068.56	1,577.52	848.34	2,000.00	2,000.00	1,800.00	
11.6335.7024	Utilities - Garbage	5,144.16	5,248.02	4,204.96	5,500.00	5,500.00	5,650.00	
11.6335.7025	Utilities - Heat	11,516.88	12,798.51	7,725.58	12,000.00	12,000.00	12,800.00	
11.6335.8030	Machinery & Equipment	-	11,406.80	-	17,703.01	-	-	
Total Senior Citizens Building:		61,743.94	63,262.00	39,785.82	80,180.01	62,477.00	80,339.00	

FY2022 Approved Budget General Fund Expense		F19 Actuals	F20 Actuals	F21 YTD Actuals @ 4.30.2021	O-20-06-01 F21 Approved Budget	O-21-02-01 F21 Approved Amended Budget	O-21-06-01 F22 Approved Budget	Budget Notes
Landfill								
11.6336.1101	Salaries-Beam Road-Operators	56,419.52	67,076.91	65,647.34	57,062.20	65,987.20	58,783.45	1 Equipment Operator II
11.6336.1102	Salaries-CntrCrk-Operators	6,475.45	6,425.38	2,076.54	10,069.80	11,644.80	10,373.55	
11.6336.1411	Accrued Personal Lv - Landfill	-	-	-	625.00	625.00	1,814.73	
11.6336.1421	Health Insurance - Landfill	9,789.37	11,548.16	9,902.73	9,549.96	10,921.00	10,275.36	
11.6336.1431	Life Insurance - Landfill	141.51	156.61	130.50	138.00	138.00	138.00	
11.6336.1441	FICA/Medicare - Landfill	4,811.59	5,622.98	5,180.87	5,135.59	5,938.85	5,290.51	
11.6336.1461	PERS - Landfill	14,735.85	20,549.47	13,081.14	14,769.04	17,079.04	15,214.54	
11.6336.1471	Workers' Comp Ins - Landfill	6,749.09	6,209.00	4,397.15	4,397.15	4,397.15	4,384.55	
	Subtotal Salaries & Benefits:	99,122.38	117,588.51	100,416.27	101,746.74	116,731.04	106,274.69	
11.6336.1520	Vehicle/Eq Insurance	2,789.00	2,789.00	2,789.00	2,789.00	2,789.00	1,144.00	2010 Komatsu Dozer
11.6336.1530	Property/Building Insurance	851.00	1,168.00	1,440.00	1,440.00	1,440.00	1,870.00	
11.6336.1820	Engineering/Architectural Svcs	36,408.13	46,611.06	69,373.52	65,000.00	65,000.00	60,000.00	Bristol Task Order #5 - Landfill Engineering / Groundwater Sampling /RePermit Beam
11.6336.1840	Survey/Appraisal Services	15,555.00	20,250.00	13,765.00	20,000.00	20,000.00	20,000.00	SOA DEC Annual Permitting \$6500, Survey Svcs \$5000, SGS Water Sampling \$6000
11.6336.1870	Other Professional/Contract Sv	18,808.86	1,106.25	3,104.25	10,000.00	10,000.00	10,000.00	Pederson \$700, Qtrucking Equip Hauling Fees,
11.6336.1940	Advertising	-	-	-	-	-	-	
11.6336.2010	Communications	450.60	441.61	368.82	650.00	650.00	500.00	
11.6336.2012	Computer Network/Hardware/Soft	-	-	-	100.00	100.00	100.00	
11.6336.2030	Travel,Training & Related Cost	-	-	-	-	-	-	
11.6336.2071	Operating Supplies	117.00	65.39	44.00	250.00	250.00	250.00	
11.6336.3030	Recycling Center	-	-	-	-	-	-	
11.6336.4010	Gas & Oil Supplies	18,640.14	14,154.39	7,346.96	15,000.00	15,000.00	15,000.00	
11.6336.4020	Vehicle/Eq Parts & Supply	5,968.28	2,007.80	8,306.51	6,000.00	10,250.00	7,500.00	
11.6336.4030	Vehicle/Eq Maintenance	242.50	-	-	1,000.00	1,000.00	500.00	
11.6336.4040	Vehicle Regis & Permits	-	10.00	-	10.00	10.00	10.00	
11.6336.4050	Small Tools & Equipment	3,961.48	392.85	2,091.96	2,000.00	2,250.00	2,000.00	
11.6336.7001	Salaries-Bldg Mtnc CC & Beam	-	-	-	-	-	-	
11.6336.7005	Building Maintenance Contracts	60.00	-	140.00	100.00	140.00	140.00	SOA Boiler Certification
11.6336.7010	Bldg Maint Materials & Supply	1,093.40	1,247.25	532.57	1,000.00	1,000.00	1,000.00	
11.6336.7020	Utilities - Landfill Building	-	-	-	-	-	-	
11.6336.7021	Utilities - Electric	3,744.88	3,509.19	3,515.34	3,525.00	4,000.00	4,000.00	
11.6336.7022	Utilities - Water	-	-	-	-	-	-	
11.6336.7023	Utilities - Sewer	-	-	-	-	-	-	
11.6336.7024	Utilities - Garbage	-	-	-	-	-	-	
11.6336.7025	Utilities - Heat	6,095.98	8,439.45	5,580.23	7,500.00	7,500.00	8,500.00	
11.6336.7500	Debt Payment	117,335.00	117,335.00	50,750.96	50,750.96	50,750.96	-	
11.6336.8030	Machinery & Equipment	36,787.68	4,260.75	-	-	-	35,000.00	Portable Litter Fence \$20,000; Conveyor Belt \$15,000
	Total Landfill:	368,031.31	341,376.50	269,565.39	288,861.70	308,861.00	273,788.69	

FY2022 Approved Budget General Fund Expense		F19 Actuals	F20 Actuals	F21 YTD Actuals @ 4.30.2021	O-20-06-01 F21 Approved Budget	O-21-02-01 F21 Approved Amended Budget	O-21-06-01 F22 Approved Budget	Budget Notes
Cemetery								
11.6337.1101	Salaries - Morgue	41,927.01	19,987.05	11,002.19	44,172.00	24,172.00	36,223.00	1 Cem Manager 20r per week - 1.1.22 Start, 1 Seasonal Laborer
11.6337.1411	Accrued Leave - Morgue	-	-	-	-	-	-	
11.6337.1421	Health Insurance - Morgue	2,794.60	1,023.90	591.58	-	591.58	-	
11.6337.1431	Life Insurance - Morgue	20.34	9.75	5.10	-	5.10	-	
11.6337.1441	FICA/Medicare - Morgue	3,207.33	1,673.38	841.68	3,379.16	1,849.16	2,771.05	
11.6337.1461	PERS - Morgue	1,429.85	661.32	693.18	-	693.18	-	
11.6337.1471	Workers' Comp Ins - Morgue	223.49	242.79	631.98	631.98	631.98	1,227.57	
	Subtotal Salaries & Benefits	49,602.62	23,598.19	13,765.71	48,183.14	27,943.00	40,221.62	
11.6337.1520	Vehicle/Eq Insurance	-	97.00	97.00	97.00	97.00	97.00	2008 Kubota Mini Excavator
11.6337.1530	Property/Building Insurance	433.00	589.00	727.00	727.00	727.00	926.00	
11.6337.1840	Survey/Appraisal Services	60,144.60	-	-	2,000.00	2,000.00	-	
11.6337.1870	Other Professional/Contract Sv	4,009.48	3,739.18	-	4,000.00	4,000.00	4,000.00	Qtrucking Equip Hauling Fees, Ramaker CIMS \$700, Canon Fees if Applicable, Ramaker Prof Svcs, Arctic Refrig Prof Svcs
11.6337.1940	Advertising	234.50	-	-	300.00	300.00	-	
11.6337.2010	Communications	299.23	314.95	149.45	300.00	300.00	300.00	
11.6337.2012	Computer Network/Hardware/Soft	1,212.54	2,351.54	1,734.22	1,750.00	1,750.00	1,750.00	MSDS Online \$109.54, Ramaker Annual Mtnc & Cloud Hosting \$1150, \$495
11.6337.2030	Travel, Training & Related Cost	-	453.20	-	-	-	-	
11.6337.2040	Uniform/Clothing	-	-	-	-	-	-	
11.6337.2070	Office Supplies	-	-	-	100.00	100.00	-	
11.6337.2071	Operating Supplies	1,273.47	127.57	8.05	1,500.00	1,500.00	1,200.00	Boynton Copy Fees if Applicable, Open House
11.6337.4010	Gas & Oil Supplies	38.45	5.31	37.17	500.00	500.00	200.00	
11.6337.4020	Vehicle/Eq Parts & Supply	2,853.77	234.63	563.21	3,000.00	3,000.00	1,500.00	
11.6337.4030	Vehicle/Eq Maintenance	-	-	-	1,000.00	1,000.00	-	
11.6337.4040	Vehicle Regis & Permits	10.00	-	10.00	10.00	10.00	10.00	
11.6337.4050	Small Tools & Equipment	20,749.88	25.15	377.89	2,000.00	2,000.00	1,000.00	Outdoor Equipment for cem mtnc
11.6337.4060	Tools & Eq Repair & Maint	-	814.32	153.00	1,250.00	1,250.00	900.00	
11.6337.4080	Road Maintenance Materials	-	-	-	10,000.00	10,000.00	5,000.00	Cover material for burials
11.6337.7001	Salaries - Morgue (Bldg Mtnc)	-	-	-	-	-	-	
11.6337.7005	Building Maintenance Contracts	780.00	1,519.01	-	3,000.00	3,000.00	1,500.00	Annual Freezer Inspection
11.6337.7010	Bldg Maint Materials & Supply	4,923.69	2,108.65	701.52	2,000.00	2,000.00	2,000.00	
11.6337.7011	Janitorial Services & Supplies	-	-	-	-	-	-	
11.6337.7020	Utilities - Morgue Building	-	-	-	-	-	-	
11.6337.7021	Utilities - Electric	7,397.45	7,558.11	6,135.48	7,125.00	7,125.00	7,500.00	
11.6337.7022	Utilities - Water	-	-	-	-	-	-	
11.6337.7023	Utilities - Sewer	-	-	-	-	-	-	
11.6337.7024	Utilities - Garbage	-	-	-	-	-	-	
11.6337.7025	Utilities - Heat	889.84	971.34	761.03	1,000.00	1,000.00	1,000.00	
11.6337.7540	Credit Card Service Fees	-	-	-	-	-	-	
11.6337.8010	Land/Buildings & Improvements	-	-	-	-	-	-	
11.6337.8030	Machinery & Equipment	2,416.83	-	-	-	-	2,000.00	Utility Trailer
	Total Cemetery:	157,269.35	44,507.15	25,220.73	89,842.14	69,602.00	71,104.62	

FY2022 Approved Budget General Fund Expense		F19 Actuals	F20 Actuals	F21 YTD Actuals @ 4.30.2021	O-20-06-01 F21 Approved Budget	O-21-02-01 F21 Approved Amended Budget	O-21-06-01 F22 Approved Budget	Budget Notes
Parks / Playgrounds / Lights								
11.6338.1421	Health Insurance - Parks	76.22	-	-	-	-	-	
11.6338.1431	Life Insurance - Parks	0.65	-	-	-	-	-	
11.6338.1441	FICA/Medicare - Parks	82.14	-	-	-	-	-	
11.6338.1461	PERS - Parks	251.55	-	-	-	-	-	
11.6338.1471	Workers' Comp Ins - Parks	-	-	-	-	-	-	
11.6338.1520	Vehicle Insurance	92.00	92.00	92.00	92.00	92.00	-	
11.6338.1820	Engineering/Architectural Svcs	-	-	-	-	-	-	
11.6338.1870	Other Professional/Contract Sv	3,618.60	1,870.47	850.04	1,500.00	1,500.00	1,500.00	SOA DEC Fees
11.6338.1940	Advertising	-	-	-	-	-	-	
11.6338.2012	Computer Network/Hardware/Soft	-	-	-	-	-	-	
11.6338.2071	Operating Supplies	-	-	-	100.00	100.00	100.00	
11.6338.2210	City Beautification/Betterment	-	-	-	-	-	15,000.00	Community Garden
11.6338.4010	Gas & Oil Supplies	5.63	-	-	100.00	100.00	100.00	
11.6338.4020	Vehicle/Eq Parts & Supply	13.16	109.99	-	500.00	500.00	500.00	
11.6338.4050	Small Tools & Equipment	371.95	-	500.00	500.00	500.00	500.00	
11.6338.4080	Road Maintenance Materials	-	-	-	-	-	-	
11.6338.7001	Salaries - Parks/Playgrounds	-	-	-	-	-	-	
11.6338.7002	Salaries - Monuments, Signs	-	-	-	-	-	-	
11.6338.7005	Building Maintenance Contracts	-	-	-	-	-	-	
11.6338.7010	Bldg Maint Materials & Supply	2,211.19	-	1,500.00	16,500.00	16,500.00	10,000.00	Fencing Repair
11.6338.7020	Utilities	-	-	-	-	-	-	
11.6338.7021	Utilities - Electric	21,469.52	20,059.59	17,867.60	21,500.00	21,500.00	21,500.00	
11.6338.7022	Utilities - Water	-	-	-	-	-	-	
11.6338.7023	Utilities - Sewer	590.00	575.00	-	600.00	600.00	600.00	
11.6338.7024	Utilities - Garbage	6,925.00	7,064.71	5,660.63	7,250.00	7,250.00	7,600.00	
11.6338.7025	Utilities - Heat	2,056.37	2,613.03	1,674.11	2,500.00	2,500.00	2,600.00	
11.6338.8010	Land/Buildings & Improvements	-	-	-	-	-	-	
11.6338.8030	Machinery & Equipment	-	1,450.00	-	-	-	-	
Total Parks / Playgrounds / Lights:		37,763.98	33,834.79	28,144.38	51,142.00	51,142.00	60,000.00	

FY2022 Approved Budget General Fund Expense		F19 Actuals	F20 Actuals	F21 YTD Actuals @ 4.30.2021	O-20-06-01 F21 Approved Budget	O-21-02-01 F21 Approved Amended Budget	O-21-06-01 F22 Approved Budget	Budget Notes
Road Maintenance								
11.6339.1101	Salaries - Super/Engineer	-	73.00	-	-	-	-	
11.6339.1102	Salaries - Operators	251,116.11	232,628.65	201,866.68	227,919.00	227,919.00	239,629.00	3 Equip Op II, 1 Winter FT, 1 Temp Seasonal Laborer
11.6339.1103	Salaries - Veh Maintenance	-	-	-	-	-	-	
11.6339.1104	Salaries - Snowdumps,Drains	-	-	-	-	-	-	
11.6339.1105	Salaries - Temporary Help	56,854.39	28,820.29	39,470.24	30,000.00	30,000.00	35,000.00	
11.6339.1201	Salaries - Overtime	96,355.24	32,666.47	74,936.82	45,000.00	45,000.00	52,000.00	
11.6339.1411	Accrued Personal Lv-Operators	71.44	(667.70)	(562.43)	2,500.00	2,500.00	3,000.00	
11.6339.1421	Health Ins - Operators	78,132.14	50,482.59	55,628.22	49,245.53	49,245.53	57,451.94	
11.6339.1431	Life Insurance - Operators	573.04	482.56	432.68	490.77	490.77	478.53	
11.6339.1441	FICA/Medicare - Operators	29,544.74	22,525.72	24,194.89	23,173.31	23,173.31	24,987.13	
11.6339.1461	PERS - Operators	81,163.57	74,240.03	60,050.37	57,504.48	57,504.48	61,658.52	
11.6339.1471	Workers' Comp Ins - Operators	19,997.27	18,370.71	21,533.63	21,749.58	21,749.58	20,708.28	
	Subtotal Salaries & Benefits:	613,807.94	459,622.32	477,551.10	457,582.67	457,582.67	494,913.40	
11.6339.1520	Vehicle Insurance	22,384.09	22,656.00	23,842.02	22,656.00	23,842.02	19,032.00	
11.6339.1530	Property/Building Insurance	1,107.00	1,521.00	1,143.00	1,143.00	1,143.00	1,453.00	
11.6339.1820	Engineering/Architectural Svcs	-	-	-	-	-	-	
11.6339.1840	Survey/Appraisal Services	-	-	-	-	-	-	
11.6339.1860	Snow Removal	123,903.83	49,561.54	140,550.00	90,000.00	90,000.00	90,000.00	
11.6339.1870	Other Professional/Contract Sv	-	300.00	-	500.00	500.00	-	
11.6339.1940	Advertising	1,197.12	856.80	1,656.48	1,200.00	1,323.15	1,500.00	
11.6339.2010	Communications	672.22	734.19	350.96	1,250.00	1,250.00	800.00	
11.6339.2012	Computer Network/Hardware/Soft	5,110.99	687.19	2,507.34	3,000.00	3,000.00	4,500.00	MSDS Online \$250, Smartnet Renewal \$400, Construction Machinery Annual Subscription for Tech Tool \$2000, Freightliner/Volvo Software for Mtn
11.6339.2020	Dues & Memberships	-	-	-	-	-	-	
11.6339.2030	Travel, Training & Related Cost	7,186.70	-	-	-	-	-	
11.6339.2040	Uniform/Clothing	-	246.31	412.39	500.00	500.00	500.00	
11.6339.2070	Office Supplies	67.75	90.38	156.29	100.00	100.00	100.00	
11.6339.2071	Operating Supplies	1,178.50	2,851.51	1,557.56	2,000.00	2,000.00	2,000.00	
11.6339.4010	Gas & Oil Supplies	139,251.54	96,892.03	74,355.41	100,000.00	100,000.00	100,000.00	
11.6339.4020	Vehicle/Eq Parts & Supply	124,755.91	91,939.49	99,013.40	100,000.00	110,000.00	110,000.00	
11.6339.4030	Vehicle/Eq Maintenance	4,315.15	5,501.25	41,050.33	10,000.00	55,000.00	25,000.00	
11.6339.4040	Vehicle Regis & Permits	3,440.00	1,360.00	1,420.00	4,000.00	4,000.00	4,000.00	SOA DOT Summer/Winter Road Permits \$3300 , DMV Fees
11.6339.4050	Small Tools & Equipment	4,845.99	3,677.85	14,766.97	10,000.00	14,652.97	8,000.00	
11.6339.4060	Tools & Eq Repair & Maint	1,250.23	634.23	260.09	1,500.00	1,500.00	1,000.00	
11.6339.4080	Road Maintenance Materials	73,175.89	131,853.34	142,578.65	200,000.00	200,000.00	250,000.00	Gravel, Calcium Chloride and Road signs / Gravel for the snow dump pad

FY2022 Approved Budget General Fund Expense		F19 Actuals	F20 Actuals	F21 YTD Actuals @ 4.30.2021	O-20-06-01 F21 Approved Budget	O-21-02-01 F21 Approved Amended Budget	O-21-06-01 F22 Approved Budget	Budget Notes
11.6339.7001	Salaries GGG Bldg Maint	-	-	-	-	-	-	
11.6339.7005	Building Maintenance Contracts	-	-	-	-	-	-	
11.6339.7010	Bldg Maint Materials & Supply	1,225.99	2,604.52	3,260.42	5,200.00	5,200.00	2,500.00	Stop Sign Post
11.6339.7011	Janitorial Services & Supplies	-	212.44	-	250.00	250.00	250.00	
11.6339.7021	Utilities - Electric	22,676.28	20,937.35	10,963.07	20,000.00	20,000.00	20,000.00	Grader Greg's Garage, Heat Trace
11.6339.7022	Utilities - Water	1,918.59	-	-	-	-	-	
11.6339.7025	Utilities - Heat	7,628.01	9,616.47	5,514.00	9,500.00	9,500.00	9,600.00	
11.6339.7540	Banking/Credit Card Fees	-	-	-	-	-	-	
11.6339.8030	Machinery & Equipment	71,987.26	356,052.22	-	-	-	-	
Total Road Maintenance:		1,233,086.98	1,260,408.43	1,042,909.48	1,040,381.67	1,101,343.81	1,145,148.40	

FY2022 Approved Budget General Fund Expense		F19 Actuals	F20 Actuals	F21 YTD Actuals @ 4.30.2021	O-20-06-01 F21 Approved Budget	O-21-02-01 F21 Approved Amended Budget	O-21-06-01 F22 Approved Budget	Budget Notes
Recreation								
11.6410.1101	Salaries - NRC Director	94,809.53	79,348.67	58,107.85	99,617.00	79,617.00	105,324.00	1 Director - Exempt
11.6410.1102	Salaries - Staff	171,020.87	156,733.27	116,948.37	214,240.00	169,240.00	206,696.00	1 Asst Dir, 2 F/T Attn, 3 PT Attn
11.6410.1103	Salaries - Staff Janitor	40,867.01	39,532.85	35,854.03	45,258.00	45,258.00	46,576.00	1 Janitor
11.6410.1104	Salaries - Bowling Alley Staff	10,006.25	9,350.00	5,806.25	10,500.00	10,500.00	10,500.00	1 Bowling Manager
11.6410.1105	Salaries - Laborer	2,316.80	1,148.24	222.34	6,000.00	5,000.00	9,469.00	4 mo Laborer PT
11.6410.1201	Salaries - Overtime	8,799.27	4,017.15	670.06	5,000.00	2,500.00	5,000.00	
11.6410.1411	Accrued Personal Leave - NRC	24,362.51	1,436.67	24,097.67	28,000.00	28,000.00	20,000.00	
11.6410.1421	Health Insurance - NRC	47,737.67	51,093.42	44,736.74	56,491.80	52,022.99	60,782.88	
11.6410.1431	Life Insurance - NRC	619.11	639.93	529.68	695.64	695.64	706.92	
11.6410.1441	FICA/Medicare - NRC	26,942.05	22,308.76	18,490.63	29,117.05	23,876.80	29,342.72	
11.6410.1461	PERS - NRC	57,396.76	70,261.25	42,093.24	57,157.98	54,157.98	56,980.00	
11.6410.1471	Workers' Comp Insurance - NRC	9,828.05	8,775.92	10,300.91	11,156.43	11,156.43	8,903.66	
	Subtotal Salaries & Benefits:	494,705.88	444,646.13	357,857.77	563,233.90	482,024.84	560,281.18	
11.6410.1520	Vehicle Insurance	634.00	634.00	634.00	634.00	634.00	418.00	
11.6410.1530	Property/Building Insurance	5,693.00	7,774.00	9,587.00	9,587.00	9,587.00	12,430.00	
11.6410.1870	Other Professional/Contract Sv	12,177.64	14,160.76	1,194.70	15,000.00	2,500.00	10,000.00	Referees - Basketball, Volleyball, Youth Softball
11.6410.1940	Advertising	443.00	-	-	500.00	500.00	-	
11.6410.2010	Communications	4,540.74	4,497.91	4,002.39	5,500.00	5,500.00	5,000.00	
11.6410.2012	Computer Network/Hardware/Soft	678.00	1,754.12	1,688.13	1,000.00	1,688.13	1,700.00	Smartnet Renewal \$1435
11.6410.2020	Dues & Memberships	394.00	270.00	-	500.00	500.00	500.00	
11.6410.2030	Travel, Training & Related Cost	4,942.47	5,498.66	175.00	6,500.00	6,500.00	6,000.00	ARPA x2, NRPA x1
11.6410.2040	Uniform/Clothing	-	-	-	-	-	-	
11.6410.2070	Office Supplies	510.12	244.16	170.71	500.00	500.00	500.00	
11.6410.2071	Operating Supplies	10,689.43	3,500.86	2,227.31	7,000.00	7,000.00	7,000.00	
11.6410.2073	Resale Supplies	4,652.36	8,214.31	2,942.71	10,000.00	10,000.00	8,000.00	Vending Machine Supplies
11.6410.2078	Youth Programs Supplies	1,075.23	858.68	-	2,500.00	2,500.00	1,250.00	
11.6410.3010	Sponsorship/Donations/Contrib	2,711.25	882.00	-	3,000.00	3,000.00	3,000.00	Facility Fee Waivers
11.6410.4010	Gas & Oil Supplies	2,096.97	2,345.79	1,268.74	2,000.00	2,000.00	2,000.00	
11.6410.4020	Vehicle/Eq Parts & Supply	2,418.28	870.85	1,341.02	1,500.00	1,500.00	1,500.00	
11.6410.4030	Vehicle/Eq Maintenance	2,898.47	1,346.18	2,022.81	2,500.00	2,500.00	2,500.00	
11.6410.4040	Vehicle Regis & Permits	-	10.00	-	10.00	10.00	10.00	
11.6410.4050	Small Tools & Equipment	3,527.80	922.52	850.00	3,500.00	3,500.00	2,000.00	
11.6410.4060	Tools & Eq Repair & Maint	802.96	6,132.49	646.36	6,500.00	6,500.00	3,500.00	Cardio Tech Visit; Replacement Parts
11.6410.7001	Salaries - NRC (Bldg Mtnc)	-	-	-	-	-	-	
11.6410.7002	Salaries - Janitorial	-	-	-	-	-	-	
11.6410.7005	Building Maintenance Contracts	1,789.00	1,963.56	931.21	3,000.00	3,000.00	2,000.00	Annual Fire Inspection Fee \$1160, SOA DOL Boiler Insp \$200, PK Electric Prof Svcs, Arctic Refrig Prof Svcs
11.6410.7010	Bldg Maint Materials & Supply	22,225.12	10,504.88	3,406.50	22,850.00	22,850.00	23,000.00	LED Lights \$17k
11.6410.7011	Janitorial Services & Supplies	13,098.05	3,833.92	174.86	10,000.00	10,000.00	7,500.00	

FY2022 Approved Budget General Fund Expense		F19 Actuals	F20 Actuals	F21 YTD Actuals @ 4.30.2021	O-20-06-01 F21 Approved Budget	O-21-02-01 F21 Approved Amended Budget	O-21-06-01 F22 Approved Budget	Budget Notes
11.6410.7020	Utilities	-	-	-	-	-	-	
11.6410.7021	Utilities - Electric	45,839.50	36,349.57	23,621.42	43,500.00	43,500.00	42,500.00	
11.6410.7022	Utilities - Water	7,645.84	8,117.04	4,088.28	8,100.00	8,100.00	8,000.00	
11.6410.7023	Utilities - Sewer	6,086.16	6,651.60	2,589.30	7,000.00	7,000.00	6,500.00	
11.6410.7024	Utilities - Garbage	6,925.00	7,064.71	5,660.63	7,250.00	7,250.00	7,600.00	
11.6410.7025	Utilities - Heat	40,303.79	51,145.93	33,623.55	45,000.00	45,000.00	51,000.00	
11.6410.7540	Credit Card Service Fees	-	-	-	-	-	-	
11.6410.8030	Machinery & Equipment	-	8,131.09	-	10,000.00	10,000.00	10,000.00	Cardio Equipment: Treadmill plus Freight
	Total Recreation:	699,504.06	638,325.72	460,704.40	798,164.90	705,143.97	785,689.18	

FY2022 Approved Budget General Fund Expense		F19 Actuals	F20 Actuals	F21 YTD Actuals @ 4.30.2021	O-20-06-01 F21 Approved Budget	O-21-02-01 F21 Approved Amended Budget	O-21-06-01 F22 Approved Budget	Budget Notes
Swimming Pool								
11.6420.1101	Salaries - Pool Mgr, Assistant	-	-	-	-	-	-	
11.6420.1102	Salaries - Pool Lifeguards	28,671.09	21,891.22	6,759.20	40,386.00	29,386.00	30,000.00	Lead Guard 30 hrs, Lifeguard I,II,III, Clerical
11.6420.1103	Salaries - Clerical Assistant	2,417.96	1,129.86	-	4,202.00	3,202.00	3,000.00	
11.6420.1201	Salaries - Overtime	7.91	-	-	-	-	-	
11.6420.1411	Accrued Personal Leave - Pool	-	-	-	-	-	-	
11.6420.1421	Health Insurance - Pool	-	-	-	-	-	-	
11.6420.1431	Life Insurance - Pool	-	-	-	-	-	-	
11.6420.1441	FICA/Medicare - Pool	2,378.97	1,770.91	517.08	3,410.98	2,492.98	2,524.50	
11.6420.1461	PERS - Pool	-	-	-	-	-	-	
11.6420.1471	Workers' Comp Insurance	5,807.26	(1,188.37)	2,662.09	2,662.09	2,662.09	1,479.55	
	Subtotal Salaries & Benefits:	39,283.19	23,603.62	9,938.37	50,661.07	37,743.07	37,004.05	
11.6420.1530	Property/Building Insurance	-	-	-	-	-	-	
11.6420.1870	Other Professional/Contract Sv	2,450.65	-	1,142.38	3,000.00	3,000.00	3,000.00	SGS Water Sample Testing plus Freight
11.6420.1940	Advertising	-	-	-	-	-	-	
11.6420.2010	Communications	461.18	453.02	378.82	500.00	500.00	500.00	
11.6420.2012	Computer Network/Hardware/Soft	-	253.12	253.13	-	253.13	-	
11.6420.2030	Travel, Training & Related Cost	4,012.78	2,089.43	360.00	4,000.00	4,000.00	4,000.00	
11.6420.2070	Office Supplies	177.97	59.16	33.36	300.00	300.00	300.00	
11.6420.2071	Operating Supplies	8,518.87	7,304.22	2,759.48	4,500.00	4,500.00	4,500.00	Salt, Muriatic Acid
11.6420.2073	Resale Supplies	999.00	843.64	-	1,000.00	1,000.00	1,250.00	
11.6420.4050	Small Tools & Equipment	-	99.00	-	1,800.00	1,800.00	1,800.00	Pool Lane Lines
11.6420.4060	Tools & Eq Repair & Maint	185.40	1,870.15	500.00	2,000.00	2,000.00	1,500.00	
11.6420.7001	Salaries - Pool (Bldg Mtnc)	-	-	-	-	-	-	
11.6420.7002	Pool Janitorial Contract	-	-	-	-	-	-	
11.6420.7005	Building Maintenance Contracts	-	-	-	-	-	25,000.00	Polar Pools - Leak Detection Proposal
11.6420.7010	Bldg Maint Materials & Supply	5,128.52	118.53	15,000.00	-	15,000.00	10,000.00	Placeholder
11.6420.7011	Janitorial Services & Supplies	-	-	-	250.00	250.00	250.00	
11.6420.7020	Swimming Pool Utilities	-	-	-	-	-	-	
11.6420.7021	Utilities - Electric	-	-	-	-	-	-	
11.6420.7022	Utilities - Water	-	-	-	-	-	-	
11.6420.7023	Utilities - Sewer	-	-	-	-	-	-	
11.6420.7025	Utilities - Heat	-	-	-	-	-	-	
11.6420.8030	Machinery & Equipment	13,602.50	-	15,237.00	23,045.00	23,045.00	10,000.00	New Washing Machine or Dryer / Contingency
	Total Swimming Pool:	74,820.06	36,693.89	45,602.54	91,056.07	93,391.20	99,104.05	

FY2022 Approved Budget General Fund Expense		F19 Actuals	F20 Actuals	F21 YTD Actuals @ 4.30.2021	O-20-06-01 F21 Approved Budget	O-21-02-01 F21 Approved Amended Budget	O-21-06-01 F22 Approved Budget	Budget Notes
Museum								
11.6510.1101	Salaries - Museum Director	82,501.11	83,609.87	69,757.58	85,938.00	85,938.00	88,587.00	1 Director
11.6510.1102	Salaries - Museum Staff	72,834.68	45,742.16	-	92,613.00	12,613.00	59,272.00	1 Ed/Prog Coordinator FT - Start 1.1.22, 1 FT Mus Aide
11.6510.1103	Salaries - Museum Aide	-	-	-	-	-	-	
11.6510.1104	Salaries - Temporary Hire	-	1,061.34	-	-	-	-	
11.6510.1201	Salaries - Overtime	7,279.12	2,257.09	122.96	2,000.00	121.15	2,000.00	
11.6510.1411	Accrued Personal Lv - Museum	837.43	-	-	1,000.00	1,000.00	4,166.26	
11.6510.1421	Health Insurance - Museum	34,208.56	29,440.41	18,235.68	37,391.88	21,312.50	35,094.48	
11.6510.1431	Life Insurance - Museum	406.20	320.33	138.39	414.00	173.66	359.10	
11.6510.1441	FICA/Medicare - Museum	12,504.05	10,149.12	5,345.82	13,812.16	7,548.42	11,464.20	
11.6510.1461	PERS - Museum	38,099.36	37,285.28	15,373.72	39,721.22	21,707.87	32,968.98	
11.6510.1471	Workers' Comp Ins - Museum	1,102.16	639.11	719.92	722.21	722.21	479.55	
	Subtotal Salaries & Benefits:	249,772.67	210,504.71	109,694.07	273,612.47	151,136.81	234,391.57	
11.6510.1530	Property/Building Insurance	9,980.32	12,472.88	15,378.16	15,378.16	15,378.16	18,709.04	
11.6510.1870	Other Professional/Contract Sv	3,508.72	4,458.57	18,613.82	5,000.00	31,500.00	17,500.00	SOA DEC Fees, Covid-19 Publications: Photography (Burnett) \$3k; Layout-Design-Copyediting \$6k; Printing (Versa Print) \$6k
11.6510.1940	Advertising	766.90	788.50	569.20	1,500.00	1,500.00	1,000.00	additional newspaper advertisement for expanded offering of museum programs
11.6510.2010	Communications	1,652.69	1,690.74	924.23	2,000.00	2,000.00	1,700.00	
11.6510.2012	Computer Network/Hardware/Soft	1,440.54	4,570.66	1,108.34	3,000.00	3,000.00	3,000.00	Smartnet Renewal \$665, MSDS Online \$109.54
11.6510.2020	Dues & Memberships	633.00	225.00	250.00	500.00	500.00	500.00	
11.6510.2030	Travel, Training & Related Cost	1,425.88	3,882.60	-	4,000.00	4,000.00	4,000.00	
11.6510.2070	Office Supplies	163.61	196.33	32.04	500.00	500.00	350.00	
11.6510.2071	Operating Supplies	2,163.48	2,257.39	1,853.97	3,000.00	3,000.00	2,500.00	
11.6510.2073	Resale Supplies	7,361.01	249.50	942.40	2,000.00	2,000.00	2,000.00	Gift Store
11.6510.2703	Exhibits/Artifacts	9,480.28	5,464.92	7,547.07	10,000.00	10,000.00	28,000.00	Covid-19 Exhibit Design & Fabrication \$25k, Ron Senungetuk Exhibit ANC Museum plus Ship \$2k, AK Women's Suffrage Exhibit AK State Mus Ship \$1k,
11.6510.2704	Recruitment	1,600.00	-	-	-	-	500.00	Advertisement for EPPC with American Alliance of Museums
11.6510.2705	Inventory Archive	132.30	613.72	4,195.05	5,000.00	8,000.00	2,000.00	Storage Boxes
11.6510.3010	Sponsorship/Donation/Contribut	1,075.00	-	-	500.00	500.00	-	
11.6510.4050	Small Tools & Equipment	262.48	251.76	-	300.00	300.00	300.00	
11.6510.4060	Tools & Eq Repair & Maint	-	901.99	-	200.00	200.00	200.00	
11.6510.7001	Salaries - Museum (Bldg Mtnc)	-	-	-	-	-	-	
11.6510.7002	Salaries - Janitorial	-	-	-	-	-	-	
11.6510.7005	Building Maintenance Contracts	1,021.61	648.71	11,332.73	1,000.00	1,000.00	1,000.00	Annual Fire Inspection \$400, SOA DOL Boiler Inspection \$60
11.6510.7010	Bldg Maint Materials & Supply	3,251.14	10,190.17	2,968.33	7,500.00	7,500.00	7,500.00	Humidifier Canisters
11.6510.7011	Janitorial Services & Supplies	344.56	939.40	241.67	1,000.00	1,000.00	750.00	

FY2022 Approved Budget General Fund Expense		F19 Actuals	F20 Actuals	F21 YTD Actuals @ 4.30.2021	O-20-06-01 F21 Approved Budget	O-21-02-01 F21 Approved Amended Budget	O-21-06-01 F22 Approved Budget	Budget Notes
11.6510.7020	Building Utilities	-	-	-	-	-	-	
11.6510.7021	Utilities - Electric 56%	7,137.17	7,052.79	4,956.54	7,000.00	7,000.00	7,000.00	
11.6510.7022	Utilities - Water 56%	1,858.20	1,858.20	1,393.65	1,900.00	1,900.00	1,900.00	
11.6510.7023	Utilities - Sewer 56%	500.15	500.16	375.12	500.00	500.00	500.00	
11.6510.7024	Utilities - Garbage 56%	452.18	461.33	369.60	475.00	475.00	500.00	
11.6510.7025	Utilities - Heat 56%	22,034.65	26,649.80	15,892.86	24,000.00	24,000.00	26,650.00	
11.6510.7530	Cash - Over/Short	0.96	-	-	5.00	5.00	5.00	
11.6510.7540	Credit Card Service Fees	3.13	6.16	-	5.00	5.00	5.00	
11.6510.8030	Machinery & Equipment	-	-	-	-	-	-	
Total Museum:		328,022.63	296,835.99	198,638.85	369,875.63	276,899.97	362,460.61	

FY2022 Approved Budget General Fund Expense		F19 Actuals	F20 Actuals	F21 YTD Actuals @ 4.30.2021	O-20-06-01 F21 Approved Budget	O-21-02-01 F21 Approved Amended Budget	O-21-06-01 F22 Approved Budget	Budget Notes
Library								
11.6520.1101	Salaries - Librarian	85,606.44	74,992.52	59,473.39	85,844.00	77,844.00	94,517.00	1 Library Director
11.6520.1102	Salaries - Library Staff	66,105.91	62,530.57	30,581.48	82,265.00	46,265.00	79,297.00	1 Lib Asst, 1 PT Lib Clerk, 1 Summer Temp
11.6520.1103	Salaries - Library Aide	-	-	-	-	-	-	
11.6520.1201	Salaries - Overtime	87.41	65.55	-	-	-	-	
11.6520.1411	Accrued Personal Lv - Library	7,081.88	8,237.86	2,537.24	7,200.00	7,200.00	4,857.56	
11.6520.1421	Health Insurance - Library	40,361.04	37,860.56	31,645.67	40,361.04	31,315.21	43,435.44	
11.6520.1431	Lfie Insurance - Library	311.76	280.69	215.81	276.00	276.00	287.28	
11.6520.1441	FICA/Medicare - Library	12,346.78	11,317.39	7,171.87	12,860.35	9,494.35	13,296.77	
11.6520.1461	PERS - Library	33,227.33	38,285.24	20,025.43	34,905.42	27,303.98	37,621.10	
11.6520.1471	Workers' Comp Ins - Library	907.42	395.57	594.34	672.44	672.44	556.21	
	Subtotal Salaries & Benefits:	246,035.97	233,965.95	152,245.23	264,384.25	200,370.98	273,868.36	
11.6520.1530	Property/Building Insurance	4,099.06	5,122.79	6,316.03	6,316.03	6,316.03	7,684.07	
11.6520.1870	Other Professional/Contract Sv	1,761.34	3,909.24	1,510.57	2,500.00	2,500.00	3,000.00	Canon Fees \$1325, SOA DEC \$250, ATS Alaska \$200
11.6520.1940	Advertising	652.80	901.00	367.20	800.00	800.00	800.00	
11.6520.2010	Communications	6,118.34	4,757.63	3,742.59	8,000.00	8,000.00	6,500.00	
11.6520.2012	Computer Network/Hardware/Soft	1,440.54	4,172.66	1,108.34	1,250.00	1,250.00	1,500.00	Smartnet Renewal \$770, MSDS Online \$89.21
11.6520.2020	Dues & Memberships	307.00	310.00	100.00	350.00	350.00	350.00	Ak Library Network Dues \$100, ALA Member Fee \$210
11.6520.2030	Travel, Training & Related Cost	2,253.32	12.64	459.21	2,000.00	2,000.00	2,000.00	
11.6520.2050	Audio/Visual Materials	1,056.01	846.05	744.37	1,000.00	1,000.00	1,000.00	
11.6520.2060	Books, Periodicals & Subscript	15,039.70	12,816.12	12,481.71	12,500.00	12,500.00	13,000.00	
11.6520.2070	Office Supplies	1,772.43	2,982.41	109.09	1,800.00	1,800.00	2,000.00	
11.6520.2071	Operating Supplies	10,639.75	8,476.79	11,711.63	12,000.00	12,000.00	11,500.00	Boynton Copy Fees \$500, Youth Programming, Summer Reading Program
11.6520.4050	Small Tools & Equipment	107.80	103.41	-	200.00	200.00	150.00	
11.6520.4060	Tools & Eq Repair & Maint	103.00	-	-	200.00	200.00	150.00	
11.6520.7001	Salaries - Library (Bldg Mtnc)	-	-	-	-	-	-	
11.6520.7002	Salaries - Janitorial	-	-	-	-	-	-	
11.6520.7005	Building Maintenance Contracts	419.59	298.57	4,671.35	500.00	500.00	500.00	Yukon Fire Annual Fire Alarm Inspection \$350, SOA Boiler Inspection
11.6520.7010	Bldg Maint Materials & Supply	1,780.37	2,939.30	2,033.04	3,200.00	3,200.00	3,200.00	Humidifier Canisters
11.6520.7011	Janitorial Services & Supplies	164.00	412.19	127.28	500.00	500.00	500.00	
11.6520.7020	Building Utilities	-	-	-	-	-	-	
11.6520.7021	Utilities - Electric 23%	2,931.31	2,896.67	2,035.70	2,850.00	2,850.00	2,925.00	
11.6520.7022	Utilities - Water 23%	763.20	763.20	572.40	900.00	900.00	775.00	
11.6520.7023	Utilities - Sewer 23%	205.35	205.32	153.99	300.00	300.00	210.00	
11.6520.7024	Utilities - Garbage 23%	185.74	189.44	151.84	200.00	200.00	210.00	
11.6520.7025	Utilities - Heat 23%	9,049.94	10,945.45	6,527.43	10,000.00	10,000.00	11,000.00	
11.6520.8030	Machinery & Equipment	-	-	-	-	-	-	
	Total Library:	306,886.56	297,026.83	207,169.00	331,750.28	267,737.01	342,822.43	

FY2022 Approved Budget General Fund Expense		F19 Actuals	F20 Actuals	F21 YTD Actuals @ 4.30.2021	O-20-06-01 F21 Approved Budget	O-21-02-01 F21 Approved Amended Budget	O-21-06-01 F22 Approved Budget	Budget Notes
RFB Katirvik								
11.6570.1421	Health Insurance	-	-	-	-	-	-	
11.6570.1431	Life Insurance	-	-	-	-	-	-	
11.6570.1441	FICA/Medicare	-	-	-	-	-	-	
11.6570.1461	PERS	-	-	-	-	-	-	
11.6570.1471	Workers' Comp Insurance	-	-	-	-	-	-	
11.6570.1530	Property/Building Insurance	3,742.62	4,677.33	5,766.81	5,766.81	5,766.81	7,015.89	
11.6570.1870	Other Professional/Contract Sv	172.26	307.32	489.03	250.00	500.00	500.00	
11.6570.2010	Communications	94.31	92.61	61.61	150.00	150.00	125.00	
11.6570.2071	Operating Supplies	24.99	360.85	-	500.00	500.00	500.00	
11.6570.4050	Small Tools & Equipment	98.43	94.42	-	200.00	200.00	200.00	
11.6570.7001	Salaries - RFB Kat (Bldg Mtn)	-	-	-	-	-	-	
11.6570.7005	Building Maintenance Contracts	383.11	530.47	4,267.63	250.00	250.00	250.00	Yukon Fire Annual Fire Alarm Inspection \$250, SOA Boiler Inspection
11.6570.7010	Bldg Maint Materials & Supply	2,280.76	4,258.64	2,450.12	3,500.00	3,500.00	3,500.00	Humidifier canisters
11.6570.7011	Janitorial Services & Supplies	73.08	357.81	85.56	400.00	400.00	400.00	
11.6570.7021	Utilities - Electric 21%	2,676.45	2,644.81	1,858.72	2,800.00	2,800.00	2,750.00	
11.6570.7022	Utilities - Water 21%	696.84	696.84	522.63	800.00	800.00	700.00	
11.6570.7023	Utilities - Sewer 21%	187.56	187.56	140.67	250.00	250.00	200.00	
11.6570.7024	Utilities - Garbage 21%	169.50	173.01	138.61	175.00	175.00	190.00	
11.6570.7025	Utilities - Heat 21%	8,262.97	9,993.62	5,959.80	9,500.00	9,500.00	10,000.00	
Total RFB Katirvik:		18,862.88	24,375.29	21,741.19	24,541.81	24,791.81	26,330.89	

FY2022 Approved Budget General Fund Expense		F19 Actuals	F20 Actuals	F21 YTD Actuals @ 4.30.2021	O-20-06-01 F21 Approved Budget	O-21-02-01 F21 Approved Amended Budget	O-21-06-01 F22 Approved Budget	Budget Notes
Visitor Center								
11.6580.1421	Health Insurance - NVIC	-	-	-	-	-	-	
11.6580.1431	Life Insurance - NVIC	-	-	-	-	-	-	
11.6580.1441	FICA/Medicare - NVIC	-	-	-	-	-	-	
11.6580.1461	PERS - NVIC	-	-	-	-	-	-	
11.6580.1471	Worker's Comp Ins - NVIC	-	-	-	-	-	-	
11.6580.1530	Property/Building Insurance	279.00	412.00	508.00	508.00	508.00	658.00	
11.6580.1870	Other Professional/Contract Sv	-	-	-	-	-	-	
11.6580.1940	Advertising	-	-	-	-	-	-	
11.6580.2010	Communication	1,268.60	1,327.03	1,114.44	1,500.00	1,500.00	1,500.00	
11.6580.2200	Chamber of Commerce	175,000.08	200,000.08	166,666.66	200,000.00	200,000.00	200,000.00	
11.6580.7001	Salaries - NVIC (Bldg Mtnc)	-	-	-	-	-	-	
11.6580.7005	Bldg Maintenance Contracts	-	-	450.00	-	-	-	
11.6580.7010	Bldg Mtnc Materials & Supplies	201.10	570.10	529.65	1,000.00	1,000.00	3,000.00	Outside Lights & Exterior Stain
11.6580.7011	Janitorial Services & Supplies	-	100.56	70.02	200.00	200.00	200.00	
11.6580.7020	Building Utilities	-	-	-	-	-	-	
11.6580.7021	Utilities - Electric	1,661.99	1,551.41	1,087.36	1,600.00	1,600.00	1,600.00	
11.6580.7022	Utilities - Water	1,008.24	1,008.24	756.18	1,500.00	1,500.00	1,010.00	
11.6580.7023	Utilities - Sewer	893.04	893.04	669.78	1,500.00	1,500.00	900.00	
11.6580.7024	Utilities - Garbage	807.42	823.78	660.05	850.00	850.00	890.00	
11.6580.7025	Utilities - Heat	4,821.34	5,515.88	3,543.96	5,500.00	5,500.00	5,500.00	
Total Visitor Center:		185,940.81	212,202.12	176,056.10	214,158.00	214,158.00	215,258.00	

FY2022 Approved Budget General Fund Expense		F19 Actuals	F20 Actuals	F21 YTD Actuals @ 4.30.2021	O-20-06-01 F21 Approved Budget	O-21-02-01 F21 Approved Amended Budget	O-21-06-01 F22 Approved Budget	Budget Notes
Non-Departmental								
11.6700.1451	Employment Security Unemployt	2,483.91	(239.84)	(19,452.93)	5,000.00	5,000.00	5,000.00	
11.6700.1510	General Insurance	30,802.00	20,634.27	36,459.36	36,287.36	36,287.36	50,781.60	
11.6700.1870	CPC Planning Support/Energy	-	-	-	-	-	-	
11.6700.3020	School Support/Appropriation	3,078,762.00	3,000,000.00	2,353,490.95	3,000,000.00	3,000,000.00	3,000,000.00	
11.6700.4070	Residential Demolition	-	-	-	-	-	-	
11.6700.4655	Iditarod Trail Committee	-	10,000.00	-	-	-	25,000.00	
11.6700.4656	Being Sea Women's Group	-	-	-	-	-	-	
11.6700.4661	Nome PreSchool Association	35,000.00	65,000.00	-	65,000.00	65,000.00	65,000.00	
11.6700.4700	Boys & Girls Club	-	-	-	-	-	-	
11.6700.4701	All-Alaska Sweepstakes \$	-	-	-	-	-	-	
11.6700.4702	Nome Comm Center Food Bank	-	-	-	-	-	-	
11.6700.4703	Nome Sportsmen's Association	-	-	-	-	-	-	
11.6700.4704	NEST (Nome Emergency Shelter)	25,000.00	30,000.00	30,000.00	30,000.00	30,000.00	30,000.00	
11.6700.4705	Fireworks	2,000.00	750.00	4,999.00	2,000.00	2,000.00	3,000.00	
11.6700.4706	Iron Dog	-	-	-	-	-	10,000.00	
11.6700.4707	Nome Winter Sports	-	-	-	-	-	10,000.00	
11.6700.4708	Nome Community Center	-	-	-	-	-	20,000.00	
11.6700.4709	Checkpoint Youth Center	-	-	-	-	-	10,000.00	
11.6700.4710	Nome Beltz Youth Programming	-	-	-	-	-	30,000.00	
11.6700.4711	PAWS of Nome	-	-	-	-	-	5,000.00	
11.6700.4712	Nome Eskimo Community	-	-	-	-	-	15,000.00	
11.6700.4713	Nordic Ski Program	-	-	-	-	-	5,000.00	
11.6700.4714	LEPC	-	-	-	-	-	3,000.00	Internet
11.6700.7550	Bad Debt	13,860.00	34,305.77	3,135.07	5,000.00	5,000.00	5,000.00	
11.6700.9124	Clean Up Nome	-	-	-	-	-	-	
11.6700.9210	Land Sale/Swap/Clean/Transfer	-	1,955.94	1,223.39	2,600.00	2,600.00	2,000.00	504 Warren Place - Utilities
11.6700.9211	Vacate City-Owned Property	-	(573.20)	-	-	-	-	
11.6700.9213	Special Items	540.00	397.00	-	-	-	-	
11.6700.9491	Schl Fence, NACTEC Ins, Boiler	3,421.00	3,953.55	4,791.71	4,800.00	4,800.00	5,147.00	NACTEC Alarm & Sprinkler Inspection, Bldg Insurance
11.6700.9492	School Other	-	-	9,880.00	-	9,880.00	-	
11.6700.9900	Budget Savings	-	-	-	(300,000.00)	-	(400,000.00)	Grant Transfers for Labor & Benefits: HHS MOA \$171k, E911 \$40k, CARES \$250k, ARPA - waiting on Treasury Guidance
11.6700.9901	Budget Adjustment	-	-	-	435,000.00	-	-	
	Total Non-Departmental:	3,191,868.91	3,166,183.49	2,424,526.55	3,285,687.36	3,160,567.36	2,898,928.60	
Transfers - Interfunds								
11.6888.8810	Transfers Out - Debt Service	343,128.82	455,900.00	453,875.00	297,178.00	453,875.00	206,736.66	Transfer to Fund 12 - School Bond Payments Less State Bond Reimb Program - Funding Pending
11.6888.8820	Transfers Out - Other Funds	15,548.95	13,045.12	-	76,074.00	384,237.91	188,000.00	Transfer to Fund 14 - Capital Projects
	Total Transfers - Interfunds:	358,677.77	468,945.12	453,875.00	373,252.00	838,112.91	394,736.66	
Fund Balance Contribution								
11.6999.9999	Contribution to Fund Balance	-	-	-	-	-	-	
	Total General Fund Expense:	12,464,996.02	12,316,062.92	9,361,686.54	13,604,986.87	12,949,229.83	13,647,220.39	



City of Nome School Debt Service Fund FY 2022 Budget

1st Reading: May 25, 2021
2nd Reading: June 14, 2021

Presented By:
City Manager

Action Taken:
Yes 5
No 0
Abstain 0

CITY OF NOME, ALASKA

ORDINANCE NO. O-21-06-02

AN ORDINANCE TO ESTABLISH, APPROVE, AND ADOPT THE FY 2022 CITY OF NOME
SCHOOL DEBT SERVICE FUND BUDGET

SECTION 1.

This is a non-Code ordinance.

SECTION 2.

WHEREAS, through duly authorized ordinances the Nome Common Council, Alaska authorized the sale of general obligation school bonds; and,

WHEREAS, the city needs positive and separate financial accountability and control of these funds; and,

NOW, THEREFORE, BE IT ORDAINED by the Nome Common Council that a separate and distinct City of Nome School Debt Service Fund be established to account for expenditures associated with school bond principal and interest payments; and,

BE IT FURTHER ORDAINED that the attached FY 2022 City of Nome School Debt Service Fund Budget is hereby approved in the sum of \$284,725 and appropriations restricted to specific accounts as indicated.

APPROVED and SIGNED the 14th day of June, 2021.


JOHN K. HANDELAND
Mayor

ATTEST:


BRYANT HAMMOND,
Clerk

FY2022 Approved Budget School Bond Fund		F19 Actuals	F20 YTD Actuals	F21 YTD Actuals @ 4.30.21	O-20-06-02 F21 Approved Budget	O-21-02-02 F21 Approved Amended Budget	O-21-06-02 F22 Approved Budget	Budget Notes
School Bond Fund Revenue								
Interest Earnings								
12.3361.0003	School Bond Interest Income	-	-	-	-	-	-	
12.3361.0004	USBank QZAB SinkFund Interest	24,570.71	-	-	-	-	-	
12.3361.0005	Antitrust Stlmnt QZAB 03 Bond	-	-	-	-	-	-	
State Grants, Bonds								
12.3393.0001	EED GR09-014 Roof	-	-	-	-	-	-	
12.3393.0005	2009-2 AMBB Proceeds Roof	-	-	-	-	-	-	
12.3393.0008	Bond Issuance, Refunding	575.90	-	-	-	-	-	
12.3393.0015	Unex Bonds,Int,Trans,Schl Blr\$	-	-	-	-	-	-	
12.3393.5000	AMBB 2,112 StAk Reimb 04B	-	-	-	-	-	-	
12.3393.5001	QZAB 1,798 StAk Reimb 03B	57,915.48	-	-	-	-	-	
12.3393.5002	AMBB 1,260 StAk Reimb 06B	-	-	-	-	-	-	
12.3393.5003	AMBB 1,180 StAk Reimb 12-2	100,490.85	49,824.94	-	98,149.00	-	47,860.84	SOA Bond Reimbursement Program
12.3393.5004	AMBB 750 StAk Reimb 2015-1 A	62,795.67	26,549.06	-	58,548.00	-	30,127.50	SOA Bond Reimbursement Program
Transfers - Interfunds								
12.3888.8830	Transfers In - General Fund	343,128.82	455,900.00	453,875.00	297,178.00	453,875.00	206,736.66	
Fund Balance Appropriation								
12.3999.9999	Fund Balance Appropriation	-	-	-	160,000.00	174,843.76	-	
Total Revenue:		589,477.43	532,274.00	453,875.00	613,875.00	628,718.76	284,725.00	

FY2022 Approved Budget School Bond Fund		F19 Actuals	F20 YTD Actuals	F21 YTD Actuals @ 4.30.21	O-20-06-02 F21 Approved Budget	O-21-02-02 F21 Approved Amended Budget	O-21-06-02 F22 Approved Budget	Budget Notes
School Bond Fund Expense								
12.6149.0001	Elementary UST TNK 03-149 SPCC	-	-	-	-	-	-	
12.6150.0001	EED 09-014 Constr Mgmt	-	-	-	-	-	-	
12.6150.0003	EED 09-014 Site Investigation	-	-	-	-	-	-	
12.6150.0004	EED 09-014 Design Services	-	-	-	-	-	-	
12.6150.0005	EED 09-014 Construction	-	-	-	-	-	-	
12.6150.0007	EED 09-014 Admin Overhead	-	-	-	-	-	-	
12.6150.0009	EED 09-014 Project Contng	-	-	-	-	-	-	
12.6222.1101	Salaries - Administrative	-	-	-	-	-	-	
12.6222.1102	Salaries - Finance	-	-	-	-	-	-	
12.6222.1801	Professional Services	-	-	-	-	-	-	
12.6222.3031	Office, Operating Supplies	-	-	-	-	-	-	
12.6222.4699	Use Other Fin Sources Bond	-	-	-	-	-	-	
12.6222.4700	Bond Issuance, Refunding Exp	-	-	-	-	-	-	
12.6222.4701	2000-07 Bond Principal	-	-	-	-	-	-	
12.6222.4702	2000-07 GO Bond Interest Exp	-	-	-	-	-	-	
12.6222.4703	2004 GO Bond Principal	-	-	-	-	-	-	
12.6222.4704	2004 GO Bond Interest Exp	-	-	-	-	-	-	
12.6222.4762	2003 QZAB Bond Payment	1,798,000.00	-	-	-	-	-	
12.6222.4763	2006 Bond Principal	-	-	-	-	-	-	
12.6222.4764	2006 Bond Interest	-	-	-	-	-	-	
12.6222.4766	2009-2 Bond Principal	30,000.00	-	-	-	-	-	
12.6222.4767	2009-2 Bond Interest	1,425.00	-	-	-	-	-	
12.6222.4768	2012-2/2004B Bond Principal	115,000.00	120,000.00	125,000.00	125,000.00	125,000.00	130,000.00	
12.6222.4769	2012-2/2004B Bond Interest	33,825.00	27,950.00	21,825.00	21,825.00	21,825.00	16,100.00	
12.6222.4770	2015-1A/2006A Bond Principal	65,000.00	60,000.00	65,000.00	65,000.00	65,000.00	70,000.00	
12.6222.4771	2015-1A/2006A Bond Interest	26,450.00	23,950.00	21,125.00	21,125.00	21,125.00	17,750.00	
12.6222.4772	2015-1B/2009-2 Bond Principal	-	30,000.00	35,000.00	35,000.00	35,000.00	35,000.00	
12.6222.4773	2015-1B/2009-2 Bond Interest	19,700.00	19,100.00	17,625.00	17,625.00	17,625.00	15,875.00	
12.6222.4774	2016-3/2007-1 Bond Principal	160,000.00	165,000.00	165,000.00	165,000.00	165,000.00	-	
12.6222.4775	2016-3/2007-1 Bond Interest	16,400.00	9,900.00	3,300.00	3,300.00	3,300.00	-	
12.6222.7000	School Bond Construction	-	-	-	-	-	-	
12.6222.7001	NES Boiler/Gym Floor Expenses	-	-	-	-	-	-	
12.6222.7002	Pool Expenses	-	-	-	-	-	-	
12.6888.8820	Transfers Out - Other Funds	31,754.28	154,903.22	-	160,000.00	174,843.76	-	Transfer to Fund 15
12.6888.8830	Transfers Out - General Fund	-	-	-	-	-	-	
12.6999.9999	Contribution to Fund Balance	-	-	-	-	-	-	
	Total Expense:	2,297,554.28	610,803.22	453,875.00	613,875.00	628,718.76	284,725.00	



City of Nome Special Revenue Fund FY 2022 Budget

1st Reading: May 25, 2021
2nd Reading: June 14, 2021

Presented By:
City Manager

Action Taken:
Yes 5
No 0
Abstain 0

CITY OF NOME, ALASKA

ORDINANCE NO. O-21-06-03 (amended)

AN ORDINANCE TO ESTABLISH, APPROVE, AND ADOPT THE FY 2022 CITY OF NOME SPECIAL REVENUE FUND BUDGET

SECTION 1.

This is a non-Code ordinance.

SECTION 2.

WHEREAS, the Nome Common Council has approved the acceptance of municipal grants and other special funds appropriated by the U.S. Government, State of Alaska, and other agencies; and,

WHEREAS, the city needs positive and separate financial accountability and control of these funds; and,

NOW, THEREFORE, BE IT ORDAINED by the Nome Common Council that a separate and distinct City of Nome Special Revenue Fund be established to account for revenues and expenditures for grants, contracts and agreements which the city accepts for purposes other than direct operational and administrative expenditures in the City of Nome General Fund Budget; and,

BE IT FURTHER ORDAINED that the attached FY 2022 City of Nome Special Revenue Fund Budget is hereby approved in the sum of **\$1,091,744.68** and appropriations restricted to specific accounts as indicated.

APPROVED and SIGNED the 14th day of June, 2021.


JOHN K. HANDELAND
Mayor

ATTEST:



BRYANT HAMMOND,
Clerk

FY2022 Approved Budget Special Revenue Fund		F19 Actuals	F20 Actuals	F21 YTD Actuals @ 4.30.21	O-20-06-03 F21 Approved Budget	O-21-02-03 F21 Approved Amended Budget	O-21-06-03 F22 Approved Budget	Budget Notes
Special Revenue Fund Revenue								
13.3001.0001	Clara Mielke Richards Estate	7,004.04	4,373.57	36.85	3,200.00	3,200.00	35.00	Interest Earnings @ .01%
13.3001.0002	Nome Library Foundation \$	-	-	-	-	-	-	
13.3001.0003	Alaska Coastal Mgmt 2011	-	-	-	-	-	-	
13.3001.0004	E911 Surcharge, Approp Fnd Bal	85,339.46	86,795.18	71,749.80	80,000.00	80,000.00	85,000.00	
13.3001.0005	Fed Emergency Mgmt Assist	-	-	-	-	-	-	
13.3001.0006	MOA DOT Law Enforce Airport	-	-	-	-	-	-	
13.3001.0007	Public Library Assistance	7,000.00	7,000.00	7,000.00	7,000.00	7,000.00	7,000.00	
13.3001.0008	SOA Grants, Tech Assist - Mus	4,402.01	9,000.00	-	-	-	-	
13.3001.0009	Emergency Svs Nome LEPC	15,281.26	-	-	-	-	-	
13.3001.0010	Training, SART, Trips Reimb	29,787.00	12,538.00	66,157.00	10,000.00	48,295.00	10,000.00	AST SART Reimb
13.3001.0011	NSEDC Community Benefit Share	167,000.00	1,044,727.13	-	150,000.00	200,000.00	200,000.00	
13.3001.0012	FEMA NVFD/NVAD Training	-	-	-	-	-	-	
13.3001.0013	NSEDC - Pool Lessons Grant	-	-	-	-	-	-	
13.3001.0014	12DC405 Sprinkler/Fire Alarm	-	-	-	-	-	-	
13.3001.0015	Rasmuson Foundation/Donate6453	-	-	-	-	-	-	
13.3001.0016	NSEDC - CSO	-	-	-	-	-	-	
13.3001.0017	NSEDC - Rural Fire Protection	-	-	-	-	-	-	
13.3001.0018	NEC - IMLS Grant	10,000.00	8,255.56	11,744.44	10,000.00	10,000.00	10,000.00	
13.3001.0019	NSEDC Community Employmt Prgm	7,866.17	5,464.81	-	6,000.00	6,000.00	8,000.00	Awarded \$12,788: 4.15.21-12.31.21
13.3001.0020	NPD NSHC SART IHS Grant	-	-	-	-	-	-	
13.3001.0021	Bullet Proof Vest Partnership	416.54	-	-	-	-	-	
13.3001.0022	SOA Dept of Ed Grants - Lib	2,389.91	3,046.96	7,509.90	2,000.00	8,109.90	1,250.00	Continuing Education Grant
13.3001.0023	National Park Service Pass-Thr	7,435.00	-	-	-	-	-	
13.3001.0024	CLG Historic Preservation Grnt	15,855.00	730.00	-	15,654.00	15,654.00	10,000.00	
13.3001.0025	Highway Safety - TraCs Equip	-	-	7,864.00	-	7,864.00	-	
13.3001.0026	Public Safety Grant - CESF	-	-	51,993.87	-	51,993.87	-	
13.3001.2011	Gala Reception, Events Contrib	30,772.73	-	-	-	-	-	
13.3001.4050	FEMA Storm	-	-	-	-	-	-	
13.3002.0001	FEMA - Pandemic	-	122,326.00	-	-	84,920.90	-	
13.3003.0001	Coronavirus Relief Funds - CARES	-	831,811.92	4,551,260.28	-	4,847,260.25	225,000.00	
13.3004.0001	MOA SOA DHSS COVID-19 EOC	-	-	-	-	-	68,365.69	
13.3005.0001	American Rescue Plan - ARP	-	-	-	-	-	467,093.99	
13.3001.4051	DHS FEMA Hazard Mitigation	-	-	-	-	-	-	
13.3888.8830	Transfers In - General Fund	1,301.05	11,654.12	-	12,031.00	15,668.32	-	
	Total SRF Revenue:	391,850.17	2,147,723.25	4,775,316.14	295,885.00	5,385,966.24	1,091,744.68	

FY2022 Approved Budget Special Revenue Fund		F19 Actuals	F20 Actuals	F21 YTD Actuals @ 4.30.21	O-20-06-03 F21 Approved Budget	O-21-02-03 F21 Approved Amended Budget	O-21-06-03 F22 Approved Budget	Budget Notes
Special Revenue Fund Expense								
13.6001.0001	Clara Mielke Richards Est	592.00	7,000.00	11,584.19	3,200.00	3,200.00	35.00	
13.6001.0002	Nome Library Foundation \$	-	-	-	-	-	-	
13.6001.0003	Alaska Coastal Mgmt 2011	-	-	-	-	-	-	
13.6001.0004	E911 Surcharge, Approp Fnd Bal	58,092.81	8,087.16	6,753.80	80,000.00	80,000.00	85,000.00	
13.6001.0005	FED Emergency Mgmt Assist	-	-	-	-	-	-	
13.6001.0006	MOA DOT Law Enforce Airport	-	-	-	-	-	-	
13.6001.0007	Public Library Assistance	7,000.00	7,000.00	4,525.71	7,000.00	7,000.00	7,000.00	
13.6001.0008	SOA Grants, Tech Assist - Mus	5,227.40	9,230.78	-	-	-	-	
13.6001.0009	Emerg Svs Nome LEPC	15,281.26	-	-	-	-	-	
13.6001.0010	Training, SART, Trips Reimb	24,787.00	17,538.00	73,192.00	10,000.00	48,295.00	10,000.00	SART Expenses
13.6001.0011	NSEDC Community Benefit Share	204,800.67	928,631.05	256,586.70	150,000.00	200,000.00	200,000.00	
13.6001.0012	FEMA NVFD/NVAD Training	-	-	-	-	-	-	
13.6001.0013	NSEDC - Pool Lessons Grant	-	-	-	-	-	-	
13.6001.0014	12DC405 Sprinkler/Fire Alarm	-	-	-	-	-	-	
13.6001.0015	Rasmuson Foundation/Donate6453	-	-	-	-	-	-	
13.6001.0016	NSEDC - CSO	-	-	-	-	-	-	
13.6001.0017	NSEDC - Rural Fire Protection	-	-	-	-	-	-	
13.6001.0018	NEC - IMLS Grant	10,000.00	8,255.56	2,483.20	10,000.00	10,000.00	10,000.00	
13.6001.0019	NSEDC Community Employ Prgm	7,866.17	5,464.81	-	6,000.00	6,000.00	8,000.00	Awarded \$12,788: 4.15.21-12.31.21
13.6001.0020	NPD NSHC SART IHS Grant	-	-	-	-	-	-	
13.6001.0021	Bullet Proof Vest Partnership	416.54	-	-	-	-	-	
13.6001.0022	SOA Dept of Ed Grants - Lib	2,389.91	3,046.96	8,505.81	2,000.00	8,109.90	1,250.00	Continuing Education Grant
13.6001.0023	National Park Service Pass-Thr	7,435.00	-	-	-	-	-	
13.6001.0024	CLG Historic Preservation Grnt	16,330.66	12,153.34	13,800.00	27,685.00	27,685.00	10,000.00	
13.6001.0025	Highway Safety - TraCs Equip	-	-	11,501.32	-	11,501.32	-	
13.6001.0026	Public Safety Grant - CESF	-	-	51,993.87	-	51,993.87	-	
13.6001.2011	Gala Reception,Events Contrib	31,888.93	-	-	-	-	-	
13.6001.4050	FEMA Storm	-	-	-	-	-	-	
13.6001.4051	DHS FEMA Hazard Mitigation	-	-	-	-	-	-	
Subtotal:		392,108.35	1,006,407.66	440,926.60	295,885.00	453,785.09	331,285.00	
Special Revenue Fund - FEMA Pandemic								
13.6002.1101	Salaries - Essential Staff	-	7,862.58	13,488.27	-	13,488.27	-	
13.6002.1102	Salaries - Support Staff	-	-	-	-	231.29	-	
13.6002.1103	Salaries - Category Z	-	-	4,413.83	-	1,624.04	-	
13.6002.1201	Salaries - Overtime	-	50,769.22	5,731.03	-	6,193.61	-	
13.6002.1202	Salaries - Overtime Cat Z	-	-	1,058.16	-	-	-	
13.6002.1421	Health Insurance	-	3,200.23	1,297.85	-	965.40	-	
13.6002.1431	Life Insurance	-	31.60	15.33	-	12.84	-	
13.6002.1441	FICA/Medicare	-	4,485.30	1,888.93	-	1,647.62	-	
13.6002.1461	PERS	-	11,253.56	2,307.23	-	1,613.33	-	
13.6002.1471	Workers' Comp Insurance	-	27.17	-	-	-	-	
13.6002.1870	Professional Services	-	27,266.50	2,291.60	-	21,000.00	-	
13.6002.2071	Operating Supplies	-	10,452.57	5,975.45	-	30,000.00	-	
13.6002.8030	Equipment Purchases	-	6,977.27	8,144.50	-	8,144.50	-	
FEMA Subtotal:		-	122,326.00	46,612.18	-	84,920.90	-	

FY2022 Approved Budget Special Revenue Fund		F19 Actuals	F20 Actuals	F21 YTD Actuals @ 4.30.21	O-20-06-03 F21 Approved Budget	O-21-02-03 F21 Approved Amended Budget	O-21-06-03 F22 Approved Budget	Budget Notes
Special Revenue Fund - CARES								
13.6003.1101	Salaries - Public Safety		352,022.38	586,171.05	-	585,040.83	-	
13.6003.1102	Salaries - Support Staff		149,333.59	195,895.76	-	202,715.69	-	
13.6003.1201	Overtime - Public Safety		39,037.98	67,724.47	-	67,724.47	-	
13.6003.1202	Overtime - Support Staff		-	44,651.78	-	40,277.88	-	
13.6003.1421	Health Insurance		54,145.86	172,675.70	-	156,125.65	-	
13.6003.1431	Life Insurance		532.67	1,444.63	-	1,500.00	-	
13.6003.1441	FICA/Medicare		41,313.13	68,411.28	-	68,894.34	-	
13.6003.1451	ESC		8,606.27	21,337.11	-	16,268.16	-	
13.6003.1461	PERS		114,649.44	188,428.27	-	189,624.17	-	
13.6003.1471	Workers' Comp Insurance		11,221.29	21,384.37	-	14,954.66	-	
13.6003.1870	Professional Services		351.00	7,403.50	-	14,307.00	-	
13.6003.5000	Public Health		22,395.31	345,045.64	-	303,488.00	75,000.00	
13.6003.5100	Medical		7,783.70	136,561.05	-	173,521.12	25,000.00	
13.6003.5200	Economic Support			1,541,548.16	-	1,795,872.05	125,000.00	
13.6003.5300	Telework Capabilities		4,659.02	274,258.99	-	287,241.79	-	
13.6003.5400	Food Programs / Other			19,950.89	-	21,604.44	-	
13.6003.5500	Distance Learning			133,600.00	-	133,600.00	-	
13.6003.5700	CARES Phase V-Economic Support			778,300.00	-	774,500.00	-	
13.6003.8030	Machinery & Equipment		25,760.28	-	-	-	-	
CARES Subtotal:		-	831,811.92	4,604,792.65	-	4,847,260.25	225,000.00	
Special Revenue Fund - MOA SOA DHSS COVID-19 EOC								
13.6004.1101	Salaries - Airport			-			16,861.00	
13.6004.1421	Health Insurance			-			3,845.00	
13.6004.1431	Life Insurance			-			192.25	
13.6004.1441	FICA/Medicare			-			1,290.00	
13.6004.1451	ESC			-			400.00	
13.6004.1461	PERS			-			3,710.00	
13.6004.1471	Workers' Comp Insurance			-			67.44	
13.6004.2071	Supplies: PPE			-			5,000.00	
13.6004.5000	Health Equity			-			31,000.00	
13.6004.7020	Utilities - Airport Tent			4,131.91			6,000.00	
MOA SOA DHSS Subtotal:				4,131.91			68,365.69	
Special Revenue Fund - American Rescue Plan Act: ARPA								
13.6005.1101	Salaries - Pandemic Response						75,000.00	
13.6005.1102	Salaries - Admin Support						25,000.00	
13.6005.1201	Salaries - OT						25,000.00	
13.6005.1421	Health Insurance						22,800.00	
13.6005.1431	Life Insurance						100.00	
13.6005.1441	FICA/Medicare						7,650.00	
13.6005.1451	ESC						2,370.00	
13.6005.1461	PERS						22,000.00	
13.6005.1471	Workers' Comp Insurance						400.00	
13.6005.5000	Public Health						196,773.99	
13.6005.5200	Economic Support						75,000.00	
13.6005.5300	Telework-AV Capabilities						15,000.00	
ARP Subtotal:							467,093.99	
13.6888.8830	Transfers Out - General Fund	-	-	-	-	-	-	
Total SRF Expense:		392,108.35	1,960,545.58	5,096,463.34	295,885.00	5,385,966.24	1,091,744.68	



City of Nome Capital Projects Fund FY 2022 Budget

1st Reading: May 25, 2021
2nd Reading: June 14, 2021

Presented By:
City Manager

Action Taken:
Yes 5
No 0
Abstain 0

CITY OF NOME, ALASKA

ORDINANCE NO. O-21-06-04

AN ORDINANCE TO ESTABLISH, APPROVE, AND ADOPT THE FY 2022 CITY OF NOME CAPITAL PROJECTS FUND BUDGET

SECTION 1.

This is a non-Code ordinance.

SECTION 2.

WHEREAS, the Nome Common Council has approved the acceptance of municipal grants and other special funds appropriated by the U.S. Government, State of Alaska, and other agencies; and,

WHEREAS, the city needs positive and separate financial accountability and control of these funds; and,

NOW, THEREFORE, BE IT ORDAINED by the Nome Common Council that a separate and distinct City of Nome Capital Projects Fund be established to account for revenues and expenditures which the city accepts and appropriates for various capital projects and for purposes other than direct operational and administrative expenditures in the City of Nome General Fund Budget; and,

BE IT FURTHER ORDAINED that the attached FY 2022 City of Nome Capital Projects Fund Budget is hereby approved in the sum of \$218,000.00 and appropriations restricted to specific accounts as indicated.

APPROVED and SIGNED the 14th day of June, 2021.


JOHN K. HANDELAND
Mayor

ATTEST:



BRYANT HAMMOND,
Clerk

FY2022 Approved Budget Capital Projects Fund		F19 Actuals	F20 Actuals	F21 YTD Actuals @ 4.30.21	O-20-06-04 F21 Approved Budget	O-21-02-04 F21 Approved Amended Budget	O-21-06-04 F22 Approved Budget	Budget Notes
CPF Revenue								
14.3010.0001	Nome Eskimo Mtn Roads	50,000.00	50,000.00	-	50,000.00	50,000.00	-	
14.3406.0001	12DC406 Richard Foster Bldg	42,564.34	-	-	-	-	-	
14.3501.0001	Contribution to NPS 18 Plex				-		30,000.00	Reimbursement from NPS
14.3888.8830	Transfers In - General Fund	14,247.90	1,391.00	-	65,000.00	368,569.59	188,000.00	Transfer from General Fund Expense
	Total CPF Revenue:	106,812.24	51,391.00	-	115,000.00	418,569.59	218,000.00	
CPF Expense								
14.6011.0001	Nome Eskimo Mtn Roads	78,057.12	50,000.00	-	50,000.00	50,000.00	-	
14.6406.0001	12DC406 Richard Foster Bldg	42,564.34	-	-	-	-	-	
NPS 18 Plex								
14.6501.1820	NPS 18 Plex - Engineering			87,879.00	-	10,000.00	30,000.00	Bristol Task Order #44 - Contract Amt \$84,879 - F21/F22
14.6501.2071	NPS 18 Plex - Operating			173.46			-	
14.6501.7020	NPS 18 Plex - Utilities			2,256.27	-	1,800.00	-	
14.6501.8010	NPS 18 Plex - Land/Buildings			199,277.73	-	199,277.73	-	
CPF Expense Continued:								
14.6701.0001	MCC Boiler Upgrades	-	-	-	-	-	-	
14.6701.0002	NRC Boiler Upgrade	-	-	-	-	-	-	
14.6701.0003	Ice Rink Design & Construction	14,247.90	-	-	-	-	-	\$81,456.97 available through 2020 NSEDC funds/ Reallocation - Fund 13
14.6701.0004	City Hall Heat and Vent Replacement	-	-	-	-	-	-	City Hall - Heat & Vent Upgrades Estimate (\$402K) - Engineering (\$40K)
14.6701.0005	NRC Locker Room Upgrades	-	-	2,937.86	-	2,937.86	-	
14.6701.0006	Police Vehicle Purchase	-	1,391.00	142,454.00	-	89,554.00	63,000.00	2021 Ford Expedition \$52,900, FRT/Outfitting \$10,100
14.6701.0007	EMS - Hose Truck	-	-	-	65,000.00	65,000.00	65,000.00	Replace 1985 Hose Truck with a new/used multi purpose Hose Truck
14.6701.0008	Vehicle Purchase - Admin	-	-	-	-	-	60,000.00	Expedition for Dignitaries
14.6888.8830	Transfers Out - General Fund	-	-	-	-	-	-	
	Total CPF Expense:	134,869.36	51,391.00	434,978.32	115,000.00	418,569.59	218,000.00	



City of Nome Construction Capital Projects Fund FY 2022 Budget

1st Reading: May 25, 2021
2nd Reading: June 14, 2021

Presented By:
City Manager

Action Taken:
Yes 5
No 0
Abstain 0

CITY OF NOME, ALASKA

ORDINANCE NO. O-21-06-05

**AN ORDINANCE TO ESTABLISH, APPROVE, AND ADOPT THE FY 2022 CITY OF NOME
CONSTRUCTION CAPITAL PROJECTS FUND BUDGET**

SECTION 1.

This is a non-Code ordinance.

SECTION 2.

WHEREAS, through duly authorized ordinances the Nome Common Council, Alaska authorized the sale of general obligation school bonds; and,

WHEREAS, the city needs positive and separate financial accountability and control of these funds; and,

NOW, THEREFORE, BE IT ORDAINED by the Nome Common Council that a separate and distinct City of Nome Construction Capital Projects Fund be established to account for revenues and expenditures associated with school-related construction, renovation, repairs and major installation projects; and,


BE IT FURTHER ORDAINED that the attached FY 2022 City of Nome Construction Capital Projects Fund Budget is hereby approved in the sum of \$1,283,760 and appropriations restricted to specific accounts as indicated.

APPROVED and SIGNED the 14th day of June, 2021.



JOHN K. HANDELAND
Mayor

ATTEST:



BRYANT HAMMOND,
Clerk

FY2022 Approved Budget School Renovation & Repairs		F19 Actuals	F20 Actuals	F21 YTD Actuals @ 4.30.21	O-20-06-05 F21 Approved Budget	O-21-02-05 F21 Approved Amended Budget	O-21-06-05 F22 Approved Budget	Budget Notes
School Renovation & Repairs Revenue								
15.3393.0015	Contribution,School Roof Reimb	-	130,533.70	25,892.80	60,000.00	135,498.75	1,283,760.00	Reimbursed by NPS
15.3888.8810	Transfers In - Debt Service	31,754.28	154,903.22	-	160,000.00	174,843.76	-	
	Total SRR Revenue:	31,754.28	285,436.92	25,892.80	220,000.00	310,342.51	1,283,760.00	
School Renovation & Repairs Expense								
15.6222.1101	Salaries - Admin/Maintenance	-	-	-	-	-	-	
15.6222.1820	Engineering/Architectural Svcs	29,978.99	123,058.00	151,649.51	60,000.00	151,649.51	58,215.00	NPS Roof Repair & Replacement Design Services
15.6222.1870	Other Professional/Contract Sv	428.34	378.92	-	-	-	-	
15.6222.1940	Advertising	1,346.95	-	505.75	-	-	-	
15.6222.3031	Office Supplies	-	-	-	-	-	-	
15.6222.7000	School Bond Construction	-	162,000.00	4,096.00	160,000.00	158,693.00	1,225,545.00	NBHS Roof Repair & Replacement Construction - 70% of Budget
15.6222.7001	NES Boiler/Gym Floor Expenses	-	-	-	-	-	-	
15.6222.7002	Pool Expenses	-	-	-	-	-	-	
15.6999.9999	Contingency	-	-	-	-	-	-	
	Total SRR Expense:	31,754.28	285,436.92	156,251.26	220,000.00	310,342.51	1,283,760.00	



City of Nome Port of Nome Fund FY 2022 Budget

1st Reading: May 25, 2021
2nd Reading: June 14, 2021

Presented By:
City Manager

Action Taken:
Yes 5
No 0
Abstain 0

CITY OF NOME, ALASKA

ORDINANCE NO. O-21-06-06 (amended)

**AN ORDINANCE TO ESTABLISH, APPROVE, AND ADOPT THE FY 2022 CITY OF NOME
PORT OF NOME FUND BUDGET**

SECTION 1.

This is a non-Code ordinance.

SECTION 2.

WHEREAS, the City of Nome has established a port and the Nome Port Commission; and,

WHEREAS, the city needs positive and separate financial accountability and control of the funds generated by the Port of Nome; and,


NOW, THEREFORE, BE IT ORDAINED by the Nome Common Council that a separate and distinct City of Nome Port of Nome Fund be established to account for revenues and expenditures of the Port of Nome and which are other than direct operational and administrative expenditures in the City of Nome General Fund Budget; and,

BE IT FURTHER ORDAINED that the attached FY 2022 City of Nome Port of Nome Fund Budget is hereby approved in the sum of \$2,837,811.29 and appropriations restricted to specific accounts as indicated.

APPROVED and SIGNED the 14th day of June, 2021.


JOHN K. HANDELAND
Mayor

ATTEST:



BRYANT HAMMOND,
Clerk

FY2022 Approved Budget Port Operating Fund		F19 Actuals	F20 Actuals	F21 YTD Actuals @ 4.30.21	O-20-06-06 F21 Approved Budget	O-21-02-06 F21 Approved Amended Budget	O-21-06-06 F22 Approved Budget	Budget Notes
Port Operating Fund Revenue								
Causeway Facility								
80.3111.2001	Causeway Dockage	70,528.14	69,135.69	79,910.92	95,000.00	95,000.00	95,000.00	
80.3111.2002	Causeway Wharfage - Dry	191,514.37	213,029.94	148,052.37	175,000.00	175,000.00	185,000.00	Equipment for Local Projects
80.3111.2003	Causeway Wharfage - Fuel	213,273.74	270,305.32	281,821.36	441,000.00	325,000.00	325,000.00	
80.3111.2004	Causeway Wharfage - Gravel	94,089.00	148,879.11	219,114.14	150,000.00	235,000.00	450,000.00	Expecting Increased Tonnage
80.3111.2005	Causeway Storage Rental	3,569.60	8,464.07	8,270.22	10,000.00	10,000.00	10,000.00	
80.3111.2006	Causeway Utility Sales	13,080.34	8,804.21	9,693.52	15,000.00	12,000.00	15,000.00	
80.3111.2007	Causeway Misc Term Revenue	44,062.50	82,253.00	22,874.00	90,000.00	45,000.00	80,000.00	
80.3111.2008	Leases, Rentals, Land, Bldgs	-	-	-	-	-	-	
80.3111.2009	Sale of Property & Assets	-	-	-	-	-	-	
	Total Causeway Facility:	630,117.69	800,871.34	769,736.53	976,000.00	897,000.00	1,160,000.00	
CPV Excise Tax								
80.3112.1001	CPV Excise Tax	-	2,345.00	-	-	-	-	
Harbor Facility								
80.3211.1001	Harbor Seasonal Dock Permit	94,536.94	113,339.88	92,922.26	100,000.00	108,000.00	100,000.00	
80.3211.2001	Harbor Dockage	53,519.30	79,379.49	48,355.82	75,000.00	65,000.00	75,000.00	
80.3211.2002	Harbor Wharfage - Dry	83,271.17	101,510.65	43,105.96	95,000.00	60,000.00	80,000.00	
80.3211.2003	Harbor Wharfage - Fuel	67,074.74	55,964.84	54,881.40	60,000.00	70,000.00	60,000.00	
80.3211.2004	Harbor Wharfage - Gravel	1,519.80	18,070.94	-	35,000.00	15,000.00	80,000.00	Expecting Increased Tonnage
80.3211.2005	Harbor Storage Rental	22,617.83	23,927.92	53,029.37	25,000.00	60,000.00	65,000.00	Should increase this season
80.3211.2006	Harbor Utility Sales	6,414.46	5,061.84	4,180.60	7,500.00	6,000.00	7,500.00	
80.3211.2007	Harbor Misc Term Revenue	1,365.00	5,266.00	-	8,000.00	2,000.00	8,000.00	
80.3211.2008	Leases, Rentals, Land, Bldgs	35,311.56	35,644.76	38,236.57	36,000.00	40,000.00	38,000.00	
80.3211.2009	Sale of Property & Assets	-	-	-	-	-	-	
	Total Harbor Facility:	365,630.80	438,166.32	334,711.98	441,500.00	426,000.00	513,500.00	
Cape Nome Quarry								
80.3311.2001	Quarry Dockage	-	-	-	-	-	-	
80.3311.2002	Quarry Wharfage - Dry	-	-	-	-	-	-	
80.3311.2003	Quarry Wharfage - Fuel	-	-	-	-	-	-	
80.3311.2004	Quarry Wharfage - Gravel	-	-	-	-	-	-	
80.3311.2005	Quarry Storage Rental	-	-	-	-	-	-	
80.3311.2007	Quarry Misc Term Revenue	-	-	-	-	-	-	
80.3311.2008	Leases, Rentals, Land, Bldgs	-	-	-	-	-	-	
	Total Cape Nome Quarry:	-	-	-	-	-	-	
Industrial Park Facility								
80.3411.2001	Westside Tank Farm Rental	-	-	-	-	-	-	
80.3411.2005	Industrial Park Storage Rental	273,139.80	225,145.19	222,594.27	250,000.00	235,000.00	235,000.00	
80.3411.2008	Leases, Rentals, Land, Bldgs	188,256.72	194,887.20	217,464.30	205,000.00	205,000.00	205,000.00	
80.3411.2009	Sale of Property & Assets	-	-	-	-	-	-	
	Total Industrial Park Facility:	461,396.52	420,032.39	440,058.57	455,000.00	440,000.00	440,000.00	

FY2022 Approved Budget Port Operating Fund		F19 Actuals	F20 Actuals	F21 YTD Actuals @ 4.30.21	O-20-06-06 F21 Approved Budget	O-21-02-06 F21 Approved Amended Budget	O-21-06-06 F22 Approved Budget	Budget Notes
Other Misc Revenue								
80.3511.0001	Copies, Fax, Pubs, Film Lcns	1,202.00	900.00	1,395.48	1,200.00	1,500.00	1,200.00	
80.3511.0002	Banking / NSF Check Fee	110.00	35.00	-	50.00	50.00	50.00	
80.3511.0003	Credit Card Service Fees	-	-	206.90	5.00	5.00	-	
80.3511.0004	Resale-Hats,Charts,Spills,Appl	2,557.72	3,405.25	954.69	3,000.00	1,500.00	3,000.00	
80.3511.0005	Other Port Revenue	4,159.13	2,104.10	26,716.51	5,000.00	35,000.00	5,000.00	
	Total Other Misc Revenue:	8,028.85	6,444.35	29,273.58	9,255.00	38,055.00	9,250.00	
Interest Earnings								
80.3611.2001	Interest Earnings Port Op	2,750.00	9,670.90	11,688.52	5,000.00	12,000.00	10,000.00	
80.3611.2002	Interest Earnings Causeway	1,711.12	761.43	2,099.33	2,000.00	2,000.00	2,000.00	
80.3611.2003	Investment Earnings	38,137.34	40,991.80	9,473.13	15,000.00	15,000.00	500.00	
	Total Interest Earnings:	42,598.46	51,424.13	23,260.98	22,000.00	29,000.00	12,500.00	
Contributions / Other								
80.3711.0001	StAK Employer On-Behalf PERS	11,326.09	22,405.76	-	13,000.00	13,000.00	13,000.00	
80.3711.0002	Other Contributions	-	1,977.27	-	2,000.00	2,000.00	2,000.00	
	Total Contributions Other:	11,326.09	24,383.03	-	15,000.00	15,000.00	15,000.00	
Transfers - Interfunds								
80.3888.8820	Transfers In - Other Funds	16,698.79	-	-	-	-	-	
80.3888.8830	Transfers In - General Fund	-	-	-	-	-	-	
	Total Transfers - Interfunds:	16,698.79	-	-	-	-	-	
	Total Revenue before Fund Balance:	1,535,797.20	1,743,666.56	1,597,041.64	1,918,755.00	1,845,055.00	2,150,250.00	
Fund Balance Appropriation								
80.3899.9998	Port of Nome Use Fund Balance - Carry Forward						425,000.00	F21 Estimated Revenue Surplus
80.3899.9999	Port of Nome Use Fund Balance	-	-	-	363,212.91	372,051.67	262,561.29	
	Total Fund Balance Appropriation:	-	-	-	363,212.91	372,051.67	687,561.29	
	Total Port Operating Revenue	1,535,797.20	1,743,666.56	1,597,041.64	2,281,967.91	2,217,106.67	2,837,811.29	

FY2022 Approved Budget Port Operating Fund		F19 Actuals	F20 Actuals	F21 YTD Actuals @ 4.30.21	O-20-06-06 F21 Approved Budget	O-21-02-06 F21 Approved Amended Budget	O-21-06-06 F22 Approved Budget	Budget Notes
Port Operating Fund Expense								
Causeway Facility								
80.6111.1101	Salaries - Causeway Maint	1,487.94	486.15	1,043.25	3,000.00	3,000.00	3,000.00	
80.6111.1102	Salaries - Causeway Operations	11,007.87	13,129.94	3,835.76	14,000.00	14,000.00	10,000.00	
80.6111.1103	Salaries - Causeway Admin	25,791.45	22,453.37	(17.50)	24,154.55	24,154.55	22,240.89	Finance Allocation Split between Cswy & Admin
80.6111.1411	Accrued Personal Leave - Cswy	7,342.73	6,743.13	931.06	3,000.00	3,000.00	3,000.00	
80.6111.1421	Health Insurance - Cswy	10,224.83	8,662.91	1,852.13	7,290.32	7,290.32	8,368.38	
80.6111.1431	Life Insurance - Cswy	16.69	11.85	8.66	100.00	100.00	66.43	
80.6111.1441	FICA/Medicare - Cswy	3,008.27	2,766.21	373.23	3,148.32	3,148.32	2,695.93	
80.6111.1451	ESC - Causeway	930.62	854.62	118.00	400.00	400.00	400.00	
80.6111.1461	PERS - Cswy	9,188.33	10,219.06	1,076.99	9,054.00	9,054.00	7,753.00	
80.6111.1471	Workers' Comp Ins - Cswy	1,345.97	1,182.82	439.32	1,299.62	1,299.62	852.17	
80.6111.1481	Amortized Inflows/Outflows	-	-	-	-	-	-	
80.6111.1520	Vehicle/Boat Insurance	498.50	504.65	605.48	498.50	498.50	578.00	
80.6111.1530	Property/Building Insurance	28,025.00	27,665.00	33,645.00	32,450.00	33,645.00	33,645.00	
80.6111.1802	Prof Svcs - High Mast Lights	-	-	-	-	-	-	
80.6111.1803	Prof Svcs - Middle Dock	-	-	-	-	-	-	
80.6111.1804	Prof Svcs - Arctic Deep Draft	-	-	-	-	-	-	
80.6111.1810	Audit/Accounting	15,595.67	15,573.71	13,735.87	17,250.00	17,250.00	15,000.00	
80.6111.1820	Engineering/Architectural Svcs	8,071.30	11,920.00	8,530.28	30,000.00	15,000.00	30,000.00	Preliminary LSF Design \$\$
80.6111.1830	Legal Services	58.50	117.00	-	1,000.00	1,000.00	2,000.00	
80.6111.1840	Survey/Appraisal Services	-	-	-	500.00	500.00	500.00	
80.6111.1870	Other Professional/Contract Sv	2,675.70	4,631.50	6,892.25	15,000.00	15,000.00	15,000.00	
80.6111.2010	Communications	-	-	-	-	-	-	
80.6111.2012	Computer Network/Hardware/Soft	-	-	-	-	-	-	
80.6111.2040	Uniform/Clothing	-	-	-	-	-	-	
80.6111.2071	Operating Supplies	1,064.65	1,035.93	87.93	2,000.00	2,000.00	2,000.00	
80.6111.4010	Gas & Oil Supplies	228.00	136.23	-	500.00	500.00	500.00	
80.6111.4020	Boat/Hvy Eq Parts & Supply	145.40	590.72	-	300.00	300.00	500.00	
80.6111.4030	Boat/Hvy Eq Maintenance	147.00	658.54	42.99	2,500.00	2,500.00	2,000.00	
80.6111.4040	Vehicle/Boat Regis & Permits	-	-	-	-	-	-	
80.6111.4050	Small Tools & Equipment	306.48	87.48	1,909.98	2,000.00	2,000.00	2,000.00	
80.6111.4060	Tools & Eq Repair & Maint	-	-	148.99	2,000.00	2,000.00	2,000.00	
80.6111.4080	Road Maintenance Materials	-	9,934.00	-	7,500.00	7,500.00	25,000.00	Stockpile almost depleted
80.6111.4090	Docks & Foundations	-	-	1,004.77	25,000.00	15,000.00	25,000.00	General Dock Maintenance
80.6111.4100	Fuel Lines Maintenance	8,338.73	34,363.58	25,516.78	20,000.00	30,000.00	38,500.00	annual hydrotests - \$20K / Split w/ 4100 IP CP testing \$7-13K (verifying compliance) other minor repairs/materials
80.6111.7005	Building Maintenance Contracts	-	-	-	-	-	-	
80.6111.7010	Bldg Maint Materials & Supply	1,018.90	188.63	500.00	800.00	800.00	800.00	
80.6111.7011	Janitorial Services & Supplies	-	-	-	-	-	-	

FY2022 Approved Budget Port Operating Fund		F19 Actuals	F20 Actuals	F21 YTD Actuals @ 4.30.21	O-20-06-06 F21 Approved Budget	O-21-02-06 F21 Approved Amended Budget	O-21-06-06 F22 Approved Budget	Budget Notes
80.6111.7020	Causeway Utilities	-	-	-	-	-	-	
80.6111.7021	Utilities - Electric	1,880.68	2,571.61	1,530.58	2,500.00	2,500.00	2,500.00	
80.6111.7022	Utilities - Water	-	-	-	-	-	-	
80.6111.7023	Utilities - Sewer	1,350.00	1,500.00	1,200.00	1,500.00	1,500.00	1,500.00	
80.6111.7024	Utilities - Garbage	2,671.45	4,628.28	1,942.36	6,500.00	6,500.00	6,500.00	
80.6111.7025	Utilities - Heat	-	-	-	-	-	-	
80.6111.7026	Utilities - Resale	2,007.54	767.54	-	12,000.00	8,000.00	12,000.00	
80.6111.7510	Debt Interest Payment	154,327.62	153,859.82	99,931.58	155,000.00	155,000.00	155,000.00	
80.6111.7520	Depreciation	-	-	-	-	-	-	
80.6111.7550	Bad Debt	-	-	-	-	-	-	
80.6111.8030	Machinery & Equipment	824.80	-	-	15,000.00	15,000.00	15,000.00	Water Trailer Upgrades
Total Causeway Facility:		299,580.62	337,244.28	206,885.74	417,245.31	399,440.31	445,899.80	

FY2022 Approved Budget Port Operating Fund		F19 Actuals	F20 Actuals	F21 YTD Actuals @ 4.30.21	O-20-06-06 F21 Approved Budget	O-21-02-06 F21 Approved Amended Budget	O-21-06-06 F22 Approved Budget	Budget Notes
CPV Operating & Maintenance								
80.6112.1101	Salaries - Operations			-	-	-	-	
80.6112.1102	Salaries - Maintenance			-	-	-	-	
80.6112.1103	Salaries - Admin			-	-	-	-	
80.6112.1411	Accrued Annual Leave			-	-	-	-	
80.6112.1421	Health Insurance			-	-	-	-	
80.6112.1431	Life Insurance			-	-	-	-	
80.6112.1441	FICA/Medicare			-	-	-	-	
80.6112.1461	PERS			-	-	-	-	
80.6112.1471	Workers' Comp Insurance			-	-	-	-	
80.6112.1820	Engineering			-	-	-	-	
80.6112.1870	Professional Services			-	-	-	-	
80.6112.2071	Operating Supplies			-	-	-	-	
80.6112.7005	Building Maintenance Contracts			-	-	-	-	
80.6112.7010	Materials & Supplies			-	-	-	-	
Total CPV Op & Mtnc:		-	-	-	-	-	-	

FY2022 Approved Budget Port Operating Fund		F19 Actuals	F20 Actuals	F21 YTD Actuals @ 4.30.21	O-20-06-06 F21 Approved Budget	O-21-02-06 F21 Approved Amended Budget	O-21-06-06 F22 Approved Budget	Budget Notes
Harbor Facility								
80.6211.1101	Salaries - Harbor	2,314.03	10,742.57	1,361.69	6,500.00	6,500.00	5,000.00	Road Repairs
80.6211.1411	Accrued Personal Lv - Harbor	1,162.65	1,563.04	311.05	500.00	500.00	500.00	
80.6211.1421	Health Insurance - Harbor	1,884.12	2,742.01	516.72	1,430.00	1,430.00	1,210.16	
80.6211.1431	Life Insurance - Harbor	19.52	25.11	5.13	52.00	52.00	25.00	
80.6211.1441	FICA/Medicare - Harbor	495.43	880.02	111.95	497.25	497.25	382.50	
80.6211.1451	ESC - Harbor	147.35	198.09	39.42	300.00	300.00	150.00	
80.6211.1461	PERS - Harbor	1,481.85	3,258.90	321.79	1,430.00	1,430.00	1,100.00	
80.6211.1471	Workers' Comp Ins - Harbor	556.82	630.23	111.32	466.70	466.70	317.00	
80.6211.1481	Amortized Inflows/Outflows	-	-	-	-	-	-	
80.6211.1520	Vehicle/Boat Insurance	498.50	504.66	605.47	498.50	498.50	578.00	
80.6211.1530	Property/Building Insurance	20,118.50	20,152.00	23,445.00	20,152.00	23,445.00	23,445.00	
80.6211.1802	Prof Svcs - Barge High Ramp	-	-	-	-	-	-	
80.6211.1803	Prof Svcs - Snake River	-	-	-	-	-	-	
80.6211.1807	Prof Svcs - Seawall Repairs	-	-	-	-	-	-	
80.6211.1820	Engineering/Architectural Svcs	9,497.51	9,162.50	5,911.72	20,000.00	15,000.00	20,000.00	PND Assist w/EDA Ramp (non-grant)
80.6211.1870	Other Professional/Contract Sv	12,447.48	9,981.74	23,302.98	25,000.00	25,000.00	25,000.00	Surveys/dredging/sampling as needed
80.6211.2010	Communications	-	-	-	-	-	-	
80.6211.2040	Uniform/Clothing	-	-	85.77	1,000.00	1,000.00	1,000.00	PPE / Field Gear
80.6211.2071	Operating Supplies	2,444.15	1,904.38	682.20	3,000.00	3,000.00	3,000.00	
80.6211.4010	Gas & Oil Supplies	235.21	136.24	29.48	500.00	500.00	500.00	
80.6211.4020	Boat/Hvy Eq Parts & Supply	51.98	50.87	25.27	500.00	500.00	500.00	
80.6211.4030	Boat/Hvy Eq Maintenance	147.00	573.36	42.99	1,500.00	1,500.00	1,500.00	
80.6211.4040	Vehicle/Boat Regis & Permits	-	10.00	-	10.00	10.00	10.00	
80.6211.4050	Small Tools & Equipment	3,306.52	1,355.65	2,279.81	2,500.00	3,000.00	2,500.00	season startup
80.6211.4080	Road Maintenance Materials	-	9,934.00	-	10,000.00	8,000.00	15,000.00	
80.6211.4090	Docks & Foundations	2,223.75	6,017.42	-	8,000.00	5,000.00	15,000.00	
80.6211.4100	Fuel Lines Maintenance	-	-	-	1,500.00	1,500.00	1,500.00	
80.6211.7005	Building Maintenance Contracts	-	-	-	-	-	-	
80.6211.7010	Bldg Maint Materials & Supply	4,211.88	1,177.37	601.20	5,000.00	2,500.00	5,000.00	new doors - restrooms
80.6211.7011	Janitorial Services & Supplies	-	-	-	-	-	-	
80.6211.7020	Harbor Utilities	-	-	-	-	-	-	
80.6211.7021	Utilities - Electric	4,637.68	4,526.21	4,295.86	5,500.00	5,500.00	5,500.00	
80.6211.7022	Utilities - Water Meter	3,759.68	3,742.32	2,928.88	3,850.00	3,850.00	3,850.00	
80.6211.7023	Utilities - Sewer	4,378.04	4,348.04	3,744.20	4,500.00	4,500.00	4,500.00	
80.6211.7024	Utilities - Garbage	5,576.06	5,860.51	7,721.95	7,500.00	10,000.00	10,000.00	
80.6211.7025	Utilities - Heat	2,402.38	2,775.99	1,527.58	3,800.00	3,800.00	3,500.00	
80.6211.7520	Depreciation	-	-	-	-	-	-	
80.6211.7560	Payment in Lieu of Tax	15,550.15	18,377.45	18,377.45	18,377.45	18,377.45	16,963.80	Based on 12 mills (Value 1,413,650)
80.6211.8010	Land/Buildings	-	-	-	2,500.00	2,500.00	-	
80.6211.8030	Machinery & Equipment	4,824.78	-	-	15,000.00	10,000.00	-	
Total Harbor Facility:		104,373.02	120,630.68	98,386.88	171,363.90	160,156.90	167,531.46	

FY2022 Approved Budget Port Operating Fund		F19 Actuals	F20 Actuals	F21 YTD Actuals @ 4.30.21	O-20-06-06 F21 Approved Budget	O-21-02-06 F21 Approved Amended Budget	O-21-06-06 F22 Approved Budget	Budget Notes
Cape Nome Facility								
80.6311.1101	Salaries - Cape Nome	-	-	-	-	-	-	
80.6311.1411	Accrued Personal Lv -Cape Nome	-	-	-	-	-	-	
80.6311.1421	Health Insurance - Cape Nome	-	-	-	-	-	-	
80.6311.1431	Life Insurance - Cape Nome	-	-	-	-	-	-	
80.6311.1441	FICA/Medicare - Cape Nome	-	-	-	-	-	-	
80.6311.1451	ESC - Cape Nome	-	-	-	-	-	-	
80.6311.1461	PERS - Cape Nome	-	-	-	-	-	-	
80.6311.1471	Workers' Comp Ins - Cape Nome	-	-	-	-	-	-	
80.6311.1820	Engineering/Architectural Svcs	-	-	-	1,000.00	1,000.00	1,000.00	
80.6311.1830	Legal Services	-	-	-	500.00	500.00	500.00	
80.6311.1870	Other Professional/Contract Sv	-	-	-	1,000.00	1,000.00	1,000.00	
80.6311.1940	Advertising	-	-	-	-	-	-	
80.6311.2010	Communications	-	-	-	-	-	-	
80.6311.7520	Depreciation	-	-	-	-	-	-	
80.6311.8020	Building/Grounds Improvements	-	-	-	-	-	-	
	Total Cape Nome Facility:	-	-	-	2,500.00	2,500.00	2,500.00	

FY2022 Approved Budget Port Operating Fund		F19 Actuals	F20 Actuals	F21 YTD Actuals @ 4.30.21	O-20-06-06 F21 Approved Budget	O-21-02-06 F21 Approved Amended Budget	O-21-06-06 F22 Approved Budget	Budget Notes
Industrial Park Facility								
80.6411.1101	Salaries - Industrial Park	801.76	1,343.93	-	1,500.00	1,500.00	1,500.00	
80.6411.1411	Accrued Personal Leave - IP	149.93	251.31	-	100.00	100.00	100.00	
80.6411.1421	Health Insurance - IP	182.80	353.86	-	330.00	330.00	330.00	
80.6411.1431	Life Insurance - IP	-	2.96	-	12.00	12.00	3.22	
80.6411.1441	FICA/Medicare - IP	61.32	102.81	-	114.75	114.75	114.75	
80.6411.1451	ESC - Industrial Park	19.00	31.85	-	100.00	100.00	35.00	
80.6411.1461	PERS - IP	223.39	380.74	-	330.00	330.00	330.00	
80.6411.1471	Workers' Comp Ins - IP	70.39	101.33	-	98.25	98.25	73.50	
80.6411.1481	Amortized Inflows/Outflows	-	-	-	-	-	-	
80.6411.1530	Property/Building Insurance	665.00	916.00	1,129.00	1,129.00	1,129.00	1,460.00	
80.6411.1820	Engineering/Architectural Svcs	2,870.25	990.00	41,820.25	8,000.00	43,000.00	20,000.00	Drainage/permit coordination w/ BFI
80.6411.1830	Legal Services	-	-	-	-	-	-	
80.6411.1870	Other Professional/Contract Sv	2,375.70	3,710.00	4,963.50	5,000.00	7,500.00	8,000.00	surveys/sampling
80.6411.1940	Advertising	-	-	-	-	-	-	
80.6411.2071	Operating Supplies	1,609.01	-	56.01	1,500.00	1,500.00	1,500.00	
80.6411.4050	Small Tools & Equipment	12.08	-	396.44	1,000.00	1,000.00	1,000.00	
80.6411.4080	Road Maintenance Materials	-	9,934.01	-	5,000.00	5,000.00	15,000.00	Stockpile almost depleted
80.6411.4100	Fuel Lines Maintenance	8,338.73	38,800.57	15,744.20	20,000.00	22,500.00	20,000.00	annual hydrotests - \$20K Split w/ 4100 Cswy CP testing \$7-13K (verifying compliance) other minor repairs/materials
80.6411.7005	Building Maintenance Contracts	-	-	-	-	-	-	
80.6411.7010	Bldg Maint Materials & Supply	-	466.50	-	4,000.00	500.00	500.00	
80.6411.7011	Janitorial Services & Supplies	-	-	-	-	-	-	
80.6411.7020	Utilities	-	-	-	-	-	-	
80.6411.7021	Utilities - Electric	4,218.28	3,642.51	3,757.75	4,500.00	4,500.00	4,500.00	
80.6411.7023	Utilities - Sewer	1,350.00	1,500.00	1,200.00	1,500.00	1,500.00	1,500.00	
80.6411.7520	Depreciation	-	-	-	-	-	-	
80.6411.7560	Payment in Lieu of Taxes	45,636.80	53,934.40	53,934.40	53,934.40	53,934.40	49,783.20	Based on 12 mills (Value 4,148,600)
80.6411.8030	Machinery & Equipment	-	-	14,516.39	15,000.00	15,000.00	15,000.00	
	Total Industrial Park Facility:	68,584.44	116,462.78	137,517.94	123,148.40	159,648.40	140,729.67	

FY2022 Approved Budget Port Operating Fund		F19 Actuals	F20 Actuals	F21 YTD Actuals @ 4.30.21	O-20-06-06 F21 Approved Budget	O-21-02-06 F21 Approved Amended Budget	O-21-06-06 F22 Approved Budget	Budget Notes
Port Admin Office								
80.6711.1101	Salaries - Port Admin	85,144.43	80,220.80	61,990.20	110,672.50	93,672.50	83,796.00	1 Port Director - \$30k to CPF Grants
80.6711.1102	Salaries - Port Staff	174,622.14	198,129.99	129,969.27	244,108.93	228,108.93	220,566.07	1 Hrbmstr 12mo, 1 HM Asst 6 mo, 1 Office Manager 7 mo, 1 Temp Dockwatch, (20% Shared Cost with Finance, 12% IT)
80.6711.1201	Salaries - Overtime	6,374.24	9,915.44	5,746.70	5,000.00	5,575.25	5,000.00	
80.6711.1301	Stipends - Port Commission	3,040.00	3,360.00	2,520.00	3,360.00	3,360.00	3,360.00	
80.6711.1411	Accrued Personal Lv - Port Adm	5,573.16	11,831.90	718.12	10,000.00	10,000.00	7,576.51	
80.6711.1421	Health Insurance - Port Adm	46,427.73	48,589.29	37,648.53	45,562.52	45,562.52	51,185.62	
80.6711.1431	Life Insurance - Port Adm	354.84	348.60	284.52	451.86	451.86	434.97	
80.6711.1441	FICA/Medicare - Port Adm	20,468.05	22,639.76	15,154.90	27,523.31	25,042.82	23,666.20	
80.6711.1451	ESC - Port Admin	611.66	2,240.06	-	500.00	500.00	500.00	
80.6711.1461	PERS - Port Adm	17,912.77	(45,171.39)	39,131.57	67,699.47	66,355.75	58,909.41	
80.6711.1471	Workers' Comp Ins - Port Adm	9,138.73	13,261.16	8,913.71	8,913.71	8,913.71	7,711.79	
80.6711.1481	Amortized Inflows/Outflows	-	-	-	-	-	-	
80.6711.1520	Vehicle/Boat Insurance	3,007.00	3,007.00	3,007.00	3,007.00	3,007.00	2,447.00	
80.6711.1530	Property/Building Insurance	197.00	246.00	498.00	498.00	498.00	647.00	
80.6711.1810	Audit/Accounting	15,595.67	15,573.70	13,735.87	17,500.00	17,500.00	15,000.00	
80.6711.1820	Engineering/Architectural Svcs	1,825.75	5,981.00	1,980.00	30,000.00	20,000.00	30,000.00	Port Expansion - portion LSFs
80.6711.1830	Legal Services	2,225.50	13,685.50	1,356.50	20,000.00	10,000.00	20,000.00	Port Expansion - Phased Funds Assist
80.6711.1850	Lobbying	109,409.12	106,989.38	104,250.00	130,000.00	130,000.00	115,000.00	LCIA \$56,250/ WWS \$57,000
80.6711.1870	Other Professional/Contract Sv	12,900.23	29,373.56	9,300.40	25,000.00	25,000.00	25,000.00	12% GCS IT Managed Svcs \$15,355
80.6711.1940	Advertising	2,626.50	1,381.75	2,809.20	3,000.00	3,000.00	3,000.00	
80.6711.1950	Buildings/Land Rental	6,935.68	6,875.00	6,600.00	9,000.00	9,000.00	6,000.00	\$500 x 12 mo = \$6000
80.6711.2010	Communications	3,928.00	3,708.67	3,062.90	4,100.00	4,100.00	4,100.00	
80.6711.2012	Computer Network/Hardware/Soft	5,074.54	6,349.11	3,097.23	4,000.00	4,000.00	4,000.00	
80.6711.2020	Dues & Memberships	231.24	560.00	205.00	750.00	750.00	750.00	
80.6711.2030	Travel, Training & Related Cost	14,648.90	18,886.80	2,315.45	20,000.00	10,000.00	17,500.00	
80.6711.2070	Office Supplies	846.58	1,653.50	642.83	1,000.00	1,000.00	1,000.00	
80.6711.2071	Operating Supplies	2,898.31	3,262.58	2,132.88	2,500.00	2,500.00	2,500.00	
80.6711.2073	Resale Supplies	4,706.98	2,195.16	4,067.65	3,000.00	7,500.00	3,000.00	
80.6711.3010	Sponsorship/Donation/Contrib	-	2,500.00	-	1,000.00	1,000.00	1,000.00	
80.6711.4010	Gas & Oil Supplies	4,798.97	5,247.17	2,960.13	4,000.00	5,000.00	5,000.00	
80.6711.4020	Vehicle Parts & Supply	4,214.68	4,702.31	2,415.52	5,000.00	5,000.00	5,000.00	
80.6711.4030	Vehicle Maintenance	5,759.52	4,894.52	180.50	5,000.00	5,000.00	5,000.00	
80.6711.4040	Vehicle/Boat Regis & Permits	10.00	30.00	10.00	50.00	50.00	50.00	
80.6711.7010	Bldg Maint Materials & Supply	1,184.33	2,463.05	530.15	3,000.00	2,000.00	3,000.00	Modifications to utility/boiler room
80.6711.7011	Janitorial Services & Supplies	108.71	126.82	188.88	175.00	175.00	9,750.00	
80.6711.7500	Debt Principal Payment	-	-	-	-	-	-	
80.6711.7510	Interest Payment	-	-	-	-	-	-	
80.6711.7520	Depreciation	-	-	-	-	-	-	
80.6711.7540	Banking/Credit Card Fees	22.00	368.24	4.90	150.00	150.00	150.00	
80.6711.7550	Bad Debt	14,132.74	20,428.56	-	2,500.00	2,500.00	2,500.00	
80.6711.8030	Machinery & Equipment	1,699.00	-	-	1,000.00	1,000.00	500.00	
Total Port Admin Office:		588,654.70	605,854.99	467,428.51	819,022.30	757,273.34	744,600.57	

FY2022 Approved Budget Port Operating Fund		F19 Actuals	F20 Actuals	F21 YTD Actuals @ 4.30.21	O-20-06-06 F21 Approved Budget	O-21-02-06 F21 Approved Amended Budget	O-21-06-06 F22 Approved Budget	Budget Notes
	Total Expense before Transfers	1,061,192.78	1,180,192.73	910,219.07	1,533,279.91	1,479,018.95	1,501,261.50	
Transfers - Interfunds								
80.6888.8820	Transfers Out - Other Funds	588,356.85	1,188,174.51	-	748,688.00	738,087.72	1,336,549.79	This transfer covers non-grant projects/grant match in Fund 85
Contribution to Fund Balance								
80.6999.9999	Contribution to Fund Balance	-	-	-	-	-	-	
	Total Port Operating Expense	1,649,549.63	2,368,367.24	910,219.07	2,281,967.91	2,217,106.67	2,837,811.29	



City of Nome
Port of Nome Capital Projects Fund
FY 2022 Budget

1st Reading: May 25, 2021
2nd Reading: June 4, 2021

Presented By:
City Manager

Action Taken:
Yes 5
No 0
Abstain 0

CITY OF NOME, ALASKA

ORDINANCE NO. O-21-06-07 (amended)

AN ORDINANCE TO ESTABLISH, APPROVE AND ADOPT THE FY 2022 CITY OF NOME PORT OF NOME CAPITAL PROJECTS FUND BUDGET

SECTION 1.

This is a non-Code ordinance.

SECTION 2.

WHEREAS, the Nome Common Council has approved the acceptance of municipal grants and other special funds appropriated by the U.S. Government, State of Alaska, and other agencies; and,

WHEREAS, the city needs positive and separate financial accountability and control of these funds; and,

NOW, THEREFORE, BE IT ORDAINED by the Nome Common Council that a separate and distinct City of Nome Capital Projects Fund be established to account for revenues and expenditures which the city accepts and appropriates for various capital projects and for purposes other than direct operational and administrative expenditures in the City of Nome General Fund Budget; and,

BE IT FURTHER ORDAINED that the attached FY 2022 City of Nome Port of Nome Capital Projects Fund Budget is hereby approved in the sum of **\$4,829,353.08** and appropriations restricted to specific accounts as indicated.

APPROVED and SIGNED the 14th day of June, 2021.



JOHN K. HANDELAND
Mayor

ATTEST:


BRYANT HAMMOND,
Clerk

FY2022 Approved Budget Port Capital Projects Fund		F19 Actuals	F20 Actuals	F21 YTD Actuals @ 4.30.21	O-20-06-07 F21 Approved Budget	O-21-02-07 F21 Approved Amended Budget	O-21-06-07 F22 Approved Budget	Budget Notes
Port Grants & Awards - Revenue								
85.3811.0002	15-DC-112 Port Improvements	-	-	-	-	-	-	
85.3811.0003	13-GO-012 Port Design, Constr	-	-	-	-	-	-	
85.3811.0005	14-DC-108 - Port Improvements	-	-	-	-	-	-	
85.3811.0006	NSEDC Middle Dock	-	-	-	-	-	-	
85.3811.0007	EDA Causeway Middle Dock	-	-	-	-	-	-	
85.3811.0008	DOT 13-HG-010 Repairs, Upgrade	-	-	-	-	-	-	
85.3811.0009	FEMA Port Security Grant	-	-	-	-	-	-	
85.3811.0010	DR-4050-AK PW17 Cape Nome	1,407,934.16	-	-	-	-	-	
85.3811.0020	17-DC-005 Arctic DDP Design	1,098,404.68	166,212.40	18,781.83	65,000.00	69,501.79	-	
85.3811.0021	19-DC-008 Support Design ADDP	-	152,357.66	384,267.31	1,440,000.00	1,447,642.34	995,000.00	Grant Funds
85.3811.0023	NOAA-AOOS Weather Camera	4,162.77	-	-	-	-	-	
85.3811.0050	NSEDC Hbr Concrete Ramp Repair	-	-	-	300,000.00	300,000.00	300,000.00	Grant Funds
85.3811.7100	EDA Harbor Launch Ramp Repair	-	34,813.12	-	1,600,000.00	1,657,599.88	2,197,803.29	Grant Funds
85.3888.8820	Transfers In - Other Funds	588,356.85	1,188,174.51	-	748,688.00	738,087.72	1,336,549.79	Transfer In to cover non-grant related projects
	Total Port Grants & Awards Rev:	3,098,858.46	1,541,557.69	403,049.14	4,153,688.00	4,212,831.73	4,829,353.08	
Port Grants & Awards - Expense								
85.6811.1100	DR-4050-AK PW17 Cape Nome	1,391,235.37	-	-	-	-	-	
85.6811.1421	Health Insurance - Port Grants	-	-	256.88	-	-	-	
85.6811.1431	Life Insurance - Port Grants	-	-	3.45	-	-	-	
85.6811.1441	FICA/Medicare - Port Grants	-	-	218.89	-	-	-	
85.6811.1461	PERS - Port Grants	-	-	629.47	-	-	-	
85.6811.2000	15-DC-112 Port Improvements	-	-	-	-	-	-	
85.6811.2100	19-DC-008 Support Design ADDP	-	513.82	-	900,000.00	899,486.18	645,000.00	Grant Funded
85.6811.2150	19-DC-008 Local Service Facilities	-	-	-	-	-	250,000.00	Grant Funded
85.6811.2200	17-DC-005 Arctic DDP Design	1,098,404.68	166,212.40	22,955.58	65,000.00	69,501.79	-	
85.6811.2300	19-DC-008 Harbor CAP 107 Feasibility	-	151,843.84	390,470.56	540,000.00	548,156.16	100,000.00	Grant Funded
85.6811.2400	NOAA-AOOS Weather Camera	4,162.77	-	-	-	-	-	
85.6811.3000	13-GO-012 Causeway Deep Water	-	-	-	-	-	-	
85.6811.3100	13-GO-012 Causeway Middle Dock	-	-	-	-	-	-	
85.6811.3200	13-GO-012 Harbor Repairs, Upgr	-	-	-	-	-	-	
85.6811.3300	13-GO-012 Harbor High Ramp	-	-	-	-	-	-	
85.6811.3400	13-GO-012 Seawall	-	-	-	-	-	-	
85.6811.3500	13-GO-012 Thornbush TractA Dev	-	-	-	-	-	-	
85.6811.5000	14-DC-108 Port Improvements	-	-	-	-	-	-	
85.6811.6000	NSEDC Middle Dock	-	-	-	-	-	-	
85.6811.7000	EDA Causeway Middle Dock	-	-	-	-	-	-	
85.6811.7100	EDA Harbor Launch Ramp Repair	-	43,516.40	30,248.02	1,600,000.00	1,657,599.88	2,197,803.29	Grant Funded
85.6811.8000	DOT 13-HG-010 Repairs, Upgrade	-	-	-	-	-	-	
85.6811.8001	Grant Match Port Contribution	-	-	-	105,000.00	114,399.72	729,841.79	EDA Grant Match
85.6811.8002	Barge Ramp Lighting Improvmts	19,263.56	-	-	-	-	-	
85.6811.8003	Garco Bldg Lighting Improvmts	6,690.57	-	-	-	-	-	
85.6811.8004	Cswy Bridge Fuel Line Replacements	50,755.00	-	-	-	-	-	
85.6811.8005	Concrete Barge Ramp Repairs -NSEDC	27,801.65	-	-	300,000.00	300,000.00	300,000.00	Grant Funded

FY2022 Approved Budget Port Capital Projects Fund		F19 Actuals	F20 Actuals	F21 YTD Actuals @ 4.30.21	O-20-06-07 F21 Approved Budget	O-21-02-07 F21 Approved Amended Budget	O-21-06-07 F22 Approved Budget	Budget Notes
85.6811.8006	Port Waste Reception Facility	-	-	-	5,000.00	10,000.00	15,000.00	Anticipated consultant costs for grants and permit req's
85.6811.8007	Snake River Moorage Project	-	-	-	-	-	-	
85.6811.8008	DOT/Port Road Improvements	30,477.00	-	-	329,708.00	329,708.00	329,708.00	Cost-share to DOT - Delayed to F22
85.6811.8009	WestGold Dock Emergency Repair	449,887.81	1,047,109.23	-	-	-	-	
85.6811.8010	Ramp Deadman Anchor Project	3,481.26	-	-	-	-	4,000.00	Planning upgrades
85.6811.8011	Cswy Docks - Replace Anodes		300.00	8,594.48	187,340.00	187,340.00	173,000.00	
85.6811.8012	Fish Dock - Replace Anodes		-	4,360.27	96,640.00	96,640.00	85,000.00	
85.6811.8013	IP Fuel Line Repair		132,062.00	-	-	-	-	
85.6811.8014	Cswy Mid & WG Dock Repairs			2,045.00	-	-	-	
85.6811.9000	FEMA Port Security Grant	-	-	-	25,000.00	-	-	
85.6888.8820	Transfers Out - Other Funds	16,698.79	-	-	-	-	-	
Total Port Grants & Awards Exp:		3,098,858.46	1,541,557.69	459,782.60	4,153,688.00	4,212,831.73	4,829,353.08	



City of Nome Budget Glossary

ACCOUNTING SYSTEM - The methods and records established to identify, assemble, analyze, classify, record and report a government's transactions and to maintain accountability for the related assets and liabilities.

ACCURAL BASIS OF ACCOUNTING - A method of accounting that recognizes the financial effects of transactions, events, and interfund activities when they occur, regardless of the timing of the cash flows.

ACTIVITY – A specific and distinguishable service performed by one or more organizational components of a government to accomplish a function for which a government is responsible.

ADOPTED BUDGET - Refers to the budget amounts as originally approved by the City of Nome Common Council at the beginning of the year, and also to the budget document which consolidates all beginning-of-the-year operating appropriations and new capital project appropriations.

ALLOCATION - A part of a lump-sum appropriation which is designed for expenditure by specific organization units and/or for the special purposes, activities, or objects.

AMENDED BUDGET - Refers to the budget amounts as adjusted by Council approved supplements throughout the year.

AMORTIZATION - (1) The portion of the cost of a limited-life or intangible asset charged as an expense during a particular period.
(2) The reduction of debt by regular payments of principal and interest sufficient to retire the debt to maturity.

APPROPRIATION - The legal authorization granted by the legislative body of a government which permits officials to incur obligations and make expenditures of governmental resources for specific purposes. Appropriations are usually limited in amounts and time it may be expended.

ASSESSED VALUATION - The valuation set upon all real and personal property in the borough that is used as a basis for levying taxes. Tax-exempt property is excluded from the assessable base.

BALANCED BUDGET - For the City of Nome, a balanced budget requires the primary operating fund of the City (the General Fund) to have combined revenues (excluding the use of fund balances) that equal or exceed expenditures for that fund.

BASIS OF ACCOUNTING - The timing of recognition, that is, when the effects of transactions or events should be recognized for financial reporting purposes.

BOND - A written promise to pay a specified sum of money, called the face value or principal amount, at a specified date in the future, called the maturity date, together with periodic interest at a specified rate.

BUDGET - A plan of financial operation embodying an estimate of proposed expenditures for a given period and the proposed means of financing them. Used without any modifier, the term usually indicates a financial plan for a single fiscal year.

BUDGETARY CONTROL - The control or management of a government or enterprise in accordance with an approved budget to keep expenditures within the limitations of available appropriations and available revenues.

BUDGET DOCUMENT - The official written statement prepared by the City's staff to present a comprehensive financial program to the City Council.

CAPITAL BUDGET - A plan of proposed capital outlays and the means of financing them.

CAPITAL EXPENDITURES - Expenditures resulting in the acquisition of or addition to the government's general fixed assets.

CAPITAL OUTLAY - Expenditures that result in the acquisition of items such as tools, desks, machinery, and vehicles costing more than \$5,000 each and having a useful life of more than one year and are not consumed through use are defined as capital items.



City of Nome

Budget Glossary

COLLATERAL - Assets pledged to secure deposits, investments, or loans.

COMPENSATED ABSENCES - Absences, such as vacation, illness and holidays, for which it is expected employees will be paid. The term does not encompass severance or termination pay, or other long term fringe benefits.

CONTRACTUAL SERVICES - Items of expenditure for services the City receives primarily from an outside company.

DEBT SERVICE FUND - A fund established to account for the accumulation of resources for, and the payment of, general long-term debt principal and interest.

DEFERRED COMPENSATION PLANS - Plans that offer employees the opportunity to defer receipt of a portion of their salary and the related liability for federal income taxes.

DEFICIT - In relation to the budget, the excess of expenditures over revenues during a budgetary year. In relation to accounting, the excess of liabilities of a fund over its assets.

DELINQUENT TAXES - Taxes remaining unpaid on and after the date to which a penalty for nonpayment is attached. Even though the penalty may be subsequently waived and a portion of the taxes may be abated or canceled, the unpaid balances continue to be delinquent taxes until abated, canceled, paid or converted into tax liens.

DIRECT EXPENSES - Expenses that are specifically associated with a service, program, or department, and thus, clearly identifiable to a particular function.

ENCUMBRANCES - Commitments related to unperformed (executory) contracts for goods or services. Used in budgeting, encumbrances are not GAAP expenditures or liabilities, but represent the estimated amount of expenditures ultimately to result if unperformed contracts in process are completed.

EMPLOYEE BENEFITS - Contributions made by the City to designated funds to meet commitments or obligations for employee fringe benefits. Included are the City's share of costs for Social Security and the various pension, medical, and life insurance plans.

ENTERPRISE FUND - A proprietary fund established to account for operations that are financed and operated in a manner similar to private business enterprises. In this case, the intent of the governing body is that the costs of providing goods or services to the general public on a continuing basis be financed or recovered primarily through user charges.

FINANCIAL AUDIT - An audit made to determine whether the financial statements of a government are presented fairly in conformity with GAAP.

FINANCIAL RESOURCES - Cash and other assets that in the normal course of operations become cash.


FISCAL YEAR - The twelve month period to which the annual operating budget applies and at the end of which a government determines the financial position and results of its operation. The City's fiscal year extends from July 1 through to June 30.

FIXED ASSETS - Long-lived tangible assets obtained or controlled as a result of past transactions, events or circumstances. Fixed assets include buildings, equipment, improvements other than buildings, and land.

FUNCTION - A group of related activities aimed at accomplishing a major service for which a government is responsible.

FUND - An accounting entity with a separate set of self-balancing accounts which comprise its assets, liabilities, fund balance, revenues, and expenditures.

FUND BALANCE - Generally, fund balance is the difference between a fund's assets and liabilities. For a given year, on a budgetary basis, the beginning fund balance plus estimated revenue less budgeted expenditures equal ending fund balance. Maintaining an adequate fund balance is important for reasons that include having funds available for emergencies, unexpected events, and to maintain a strong financial position.



City of Nome Budget Glossary

FUND TYPE – Any one of seven categories into which all funds are classified in government accounting. The seven types are: general, special revenue, debt services, capital projects, enterprises, internal service, and trust and agency.

GENERAL FUND - A fund used to account for all financial resources except those required to be accounted for in another fund.

GENERALLY ACCEPTED ACCOUNTING PRINCIPLES (GAAP) - Uniform minimum standards and guidelines for financial accounting and reporting. They govern the form and content of the financial statements of an entity. GAAP encompass the conventions, rules, and procedures necessary to define accepted accounting practice at a particular time. They include only broad guidelines of general applications, but also detailed practices and procedures. GAAP provide a standard by which to measure financial presentations.

GO DEBT - General Obligation Debt that is guaranteed by the taxing authority of the City.

GOVERNMENT FUND TYPES - Funds used to account for the acquisition, use, and balances of expendable financial resources and the related current liabilities-except those accounted for in the proprietary funds and fiduciary fund. Under current GAAP, there are four government types: general, special revenue, debt service, and capital projects.

GOVERNMENTAL-TYPE ACTIVITIES – Those activities of a government that are carried out primarily to provide services to citizens and that are financed primarily through taxes and intergovernmental grants.

GRANTS - Contributions or gifts of cash or other assets from another government to be used and expended for a specified purpose, activity or facility.

INTERFUND TRANSFERS – Amounts transferred from one fund to another fund. This includes reimbursements, residual equity transfers, and operating transfers.

LEVY - To impose taxes, special assessments, or service charges for the support of government activities. Also used to denote the total amount of taxes, special assessments, or service charges imposed by a government.

LIABILITIES - Debt or other legal obligations, arising from present obligations of a particular entity, to transfer assets or provide services to other entities in the future as a result of past transactions or events.


LONG TERM DEBT – Debt with maturity of more than one (1) year after the date of issuance.

MILL - A measure of the rate of property taxation, representing one one-thousandth of a dollar of assessed value.

MILLAGE RATE - The tax rate on property, based on mill(s). A rate of 1 mill applied to a taxable value of \$100,000 would yield \$100 in tax.

MODIFIED ACCRUAL BASIS OF ACCOUNTING - A basis of accounting in which revenues and other financial resources are recognized when they become susceptible to accrual, that is when they are both measurable” and “available to finance expenditures of the current period”. “Available” means collectible in the current period or soon enough thereafter to be used to pay liabilities of the current period. Expenditures are recognized when the fund liability is incurred except for (1) inventories of materials and supplied that may be considered expenditures either when purchased or when used, and (2) prepaid insurance and similar items that may be considered expenditures either when paid for or when consumed. All Governmental funds, expendable trust funds and agency funds are accounted for using the modified accrual basis of accounting.

OPERATING BUDGET - Plans of current expenditures and the proposed means of financing them. The annual operation budget is the primary means by which most of the financing, acquisition, spending, and service delivery activities of a government are controlled. The use of annual operating budgets is usually required by law. Annual operating budgets are essential to sound financial management and should be adopted by every government.



City of Nome Budget Glossary

OPERATING TRANSFERS - All interfund transfers other than residual equity transfers.

ORDINANCE - A formal legislative enactment by the legislative body which, if not in conflict with any higher form of law, has the full force and effect of law within the boundaries of the municipality to which it applies. The difference between an ordinance and a resolution is that the latter requires less legal formality and has a lower legal status. Revenue raising measures, such as the imposition of taxes, special assessments, and service charges universally require ordinance.

PROPERTY TAX - A tax levied on the assessed value of property in mills.

PROPRIETARY FUNDS - A type of fund that accounts for governmental operations that are financed and operated in a manner similar to private business enterprises. Proprietary fund types used by the city include the enterprise funds.

PURCHASE ORDER - A document authorizing the delivery of specified merchandise or the rendering of certain services for a stated estimated price. Outstanding purchase orders at the end of the fiscal year are called encumbrances.

RECOMMENDED BUDGET - The budget proposed by the City Manager to the City Council for adoption.

RESOLUTION - A special or temporary order of a legislative body; an order of a legislative body requiring less legal formality than an ordinance or statute.

RETAINED EARNINGS - An equity account reflecting the accumulated earning of an enterprise or internal service fund.

REVENUE - Increases in the net current assets of a governmental fund type other than expenditure refunds and residual equity transfers. General long term debt proceeds and operating transfers in are classified as "other financing sources".

REVENUE BONDS - Bonds whose principal and interest are payable exclusively from earnings of an enterprise fund.

SALES TAX - A tax levied on the sales price or charge on all sales, rentals and services made within the city.

SELF-INSURANCE - Revenues levied by one government are shared on a predetermined basis, often in proportion to the amount collected at the local level, with another government or class of governments.

SINGLE AUDIT - An audit performed in accordance with the Single Audit of 1984 and the Office of Management and Budget (OMB) Circular A-128, Audits of State and Local Governments. The Single Audit Act allows or required governments (depending on the amount of federal assistance received) to have one audit performed to meet the needs of all federal grantor agencies.

SPECIAL REVENUE FUND - A fund used to account for the proceeds of specific revenue sources (other than expendable trust or major capital projects) that are legally restricted to expenditure for specified purposes.

TAX RATE - The level at which taxes are levied.

TAX LEVY - The total dollar amount of tax that optimally could/should be collected based on tax rates and assessed values of personal and real properties.



City of Nome

- Components of Fund Balance

FUND BALANCE CATEGORIES

1. Non-spendable fund balance (inherently non-spendable)

- Portion of net resources that cannot be spent because of their form
- Portion of net resources that cannot be spent because they must be maintained intact
- Examples: Consumable inventories, Student loans receivable, Permanent fund principal

2. Restricted fund balance (externally enforceable limitation on use)

- Limitations imposed by creditors, grantors, contributors, or laws and regulations of other governments
- Limitations imposed by law through constitutional provisions or enabling legislation
- Examples: Bond proceeds, Permanent fund expendable portion, Legal settlements (with restrictions), Transportation funds, Budget stabilization

3. Committed fund balance (self-imposed limitations set in place prior to the end of the period)

- Limitation imposed at highest level of decision making that requires formal action at the same level to remove
- Examples: Higher education - Tuition funds

4. Assigned fund balance (limitation resulting from intended use)

- Intended use established by highest level of decision making
- Intended use established by body designated for that purpose
- Intended use established by official designated for that purpose
- Examples: Working capital

5. Unassigned fund balance (residual net resources)

- Total fund balance in the general fund in excess of non-spendable, restricted, committed and assigned fund balance (i.e., surplus)
- Excess of non-spendable restricted and committed fund balance over total fund balance (i.e., deficit)
- Examples: Used in general fund only, Deficit fund balances in other governmental fund types